


KUMARAGURU COLLEGE OF TECHNOLOGY

An autonomous Institution affiliated to Anna University, Chennai

COIMBATORE – 641 049.

B.E., ELECTRONICS AND COMMUNICATION ENGINEERING REGULATIONS 2018



CURRICULUM AND SYLLABI

I to VIII Semesters

**Department of Electronics and Communication
Engineering**

VISION

To be a centre of repute for learning and research with internationally accredited curriculum, state-of-the-art infrastructure and laboratories to enable the students to succeed in globally competitive environments in academics and industry.

MISSION

The Department is committed to:

- Motivate students to develop professional ethics, self-confidence and leadership quality.
- Facilitate the students to acquire knowledge and skills innovatively to meet evolving global challenges and societal needs.
- Achieve excellence in academics, core engineering and research.

PROGRAMME EDUCATIONAL OBJECTIVES (PEOs)

The Programme Educational Objectives of Electronics and Communication Engineering Undergraduate Programme are:

PEO1: Graduates will be successful as Professionals, Researchers or Entrepreneurs in Electronics, Information and Communication Engineering disciplines.

PEO2: Graduates will continuously be updated with the state-of the art technology through formal and informal education to provide sustainable solutions.

PEO3: Graduates will demonstrate ethical and social responsibilities as an individual and in a team of diverse culture.

PROGRAMME OUTCOMES (POs)

PO1: The graduates would be able to apply the knowledge of mathematics, sciences, engineering fundamentals and skills to solve problems in electronics and communication

PO2: The graduates would acquire skills to analyse complex problems in the domain of electronics and communication engineering.

PO3: The graduates would be able to design, develop and validate solutions for electronics and communication systems meeting the specifications vis-à-vis the society.

PO4: The graduates will have proficiency to acquire, analyse data and interpret results leading to relevant research.

PO5: The graduates would be able to use appropriate modern engineering/simulation tools including modelling and forecasting for complex technological entities.

PO6: The graduates would have awareness of and the need to uphold professional responsibilities and also be aware of health, safety, social and legal aspects of their work.

PO7: The graduates would have an understanding of the societal and human context in which their engineering contributions will provide sustainable development.

PO8: The graduates would carry out professional responsibilities adhering to ethical and standard norms of engineering practices.



Signature of BOS chairman, ECE

PO9: The graduates would have ability to function effectively as an individual and as a member or leader in diverse teams and in multi-disciplinary environment.

PO10: The graduates would be capable of communicating effectively with the engineering community and society at large.

PO11: The graduates would demonstrate knowledge and understanding of engineering and management principles for technological and socially relevant projects.

PO12: The graduates would recognize the need for and also have ability to engage in continual, life-long learning.

PROGRAMME SPECIFIC OUTCOMES (PSOs)

Graduates of the Electronics and Communication Engineering Programme will have the ability to:

PSO1: Analyze and Design, verify and validate VLSI Systems by selecting appropriate hardware and software tools.

PSO2: Design, develop and validate inter disciplinary products/ process by applying the knowledge and skills of Embedded Systems, Signal Processing, Electromagnetics and Communication Engineering.




Signature of BOS chairman, ECE

KUMARAGURU COLLEGE OF TECHNOLOGY
COIMBATORE – 641 049
REGULATIONS 2018
B.E. ELECTRONICS AND COMMUNICATION ENGINEERING
CURRICULUM


| Semester I | | | | | | | | | | Pre-requisite |
|---------------------------------|-------------|---|-------------------------|----|---|---|---|---|----|---------------|
| S.No | Course code | Course Title | Course Mode | CT | L | T | P | J | C | |
| 1 | U18ENI1201 | Fundamentals of Communication -I | Embedded - Theory & Lab | BS | 2 | 0 | 2 | 0 | 3 | - |
| 2 | U18MAI1201 | Linear Algebra and Calculus | Embedded - Theory & Lab | HS | 3 | 0 | 2 | 0 | 4 | - |
| 3 | U18CHI1201 | Engineering Chemistry | Embedded - Theory & Lab | BS | 3 | 0 | 2 | 0 | 4 | - |
| 4 | U18EEI1202 | Electrical Machines and Drives | Embedded - Theory & Lab | ES | 3 | 0 | 2 | 0 | 4 | - |
| 5 | U18CSI1202 | Problem Solving and Programming using C | Embedded - Theory & Lab | ES | 2 | 0 | 2 | 0 | 3 | - |
| 6 | U18INI1600 | Engineering Clinic I | Practical & Project | ES | 0 | 0 | 4 | 2 | 3 | - |
| Total Credits | | | | | | | | | 21 | |
| Total Contact Hours/week | | | | | | | | | 29 | |

| Semester II | | | | | | | | | | Pre-requisite |
|---------------------------------|-------------|---|-------------------------|----|---|---|---|---|----|---------------|
| S.No | Course code | Course Title | Course Mode | CT | L | T | P | J | C | |
| 1 | U18ENI2201 | Fundamentals of Communication-II | Embedded - Theory & Lab | BS | 2 | 0 | 2 | 0 | 3 | U18ENI1201 |
| 2 | U18MAI2201 | Advanced Calculus and Laplace Transform | Embedded - Theory & Lab | HS | 3 | 0 | 2 | 0 | 4 | - |
| 3 | U18PHI2201 | Engineering Physics | Embedded - Theory & Lab | BS | 3 | 0 | 2 | 0 | 4 | - |
| 4 | U18MEI2201 | Engineering Graphics | Embedded - Theory & Lab | BS | 2 | 0 | 2 | 0 | 3 | - |
| 5 | U18CSI2201 | Python Programming | Embedded - Theory & Lab | ES | 2 | 0 | 2 | 0 | 3 | - |
| 6 | U18INI2600 | Engineering Clinic II | Practical & Project | ES | 0 | 0 | 4 | 2 | 3 | U18INI1600 |
| Total Credits | | | | | | | | | 20 | |
| Total Contact Hours/week | | | | | | | | | 28 | |


 Signature of BOS chairman, ECE


| Semester III | | | | | | | | | | Pre-requisite |
|---------------------------------|-------------|-------------------------------|-------------------------|----|---|---|---|---|----|---------------|
| S.No | Course code | Course Title | Course Mode | CT | L | T | P | J | C | |
| 1 | U18ECT3101 | Signals and Systems | Theory | BS | 3 | 1 | 0 | 0 | 4 | - |
| 2 | U18ECI3202 | Electron Devices and Circuits | Embedded - Theory & Lab | PC | 3 | 0 | 2 | 0 | 4 | - |
| 3 | U18ECI3203 | Digital System Design | Embedded - Theory & Lab | PC | 3 | 0 | 2 | 0 | 4 | - |
| 4 | U18ECT3004 | Electro Magnetic Fields | Theory | PC | 3 | 0 | 0 | 0 | 3 | - |
| 5 | U18ECT3105 | Network theory | Theory | PC | 3 | 1 | 0 | 0 | 4 | - |
| 6 | U18INI3600 | Engineering Clinic III | Practical & Project | ES | 0 | 0 | 4 | 2 | 3 | U18INI2600 |
| Total Credits | | | | | | | | | 22 | |
| Total Contact Hours/week | | | | | | | | | 27 | |

| Semester IV | | | | | | | | | | Pre-requisite |
|---------------------------------|-------------|--|-------------------------|----|---|---|---|---|----|---------------|
| S.No | Course code | Course Title | Course Mode | CT | L | T | P | J | C | |
| 1 | U18ECI4201 | Digital Signal Processing | Embedded - Theory & Lab | PC | 3 | 0 | 2 | 0 | 4 | U18ECT3101 |
| 2 | U18ECI4202 | Analog Electronics and Integrated Circuits | Embedded - Theory & Lab | PC | 3 | 0 | 2 | 0 | 4 | U18ECI3202 |
| 3 | U18MAT4103 | Probability and Random Processes | Theory | BS | 3 | 1 | 0 | 0 | 4 | - |
| 4 | U18ECT4104 | Transmission Lines and Waveguides | Theory | PC | 3 | 1 | 0 | 0 | 4 | U18ECT3004 |
| 5 | U18INI4600 | Engineering Clinic IV | Practical & Project | ES | 0 | 0 | 4 | 2 | 3 | U18INI3600 |
| 6 | U18..... | Open Elective I | Theory | OE | 3 | 0 | 0 | 0 | 3 | - |
| Total Credits | | | | | | | | | 22 | |
| Total Contact Hours/week | | | | | | | | | 28 | |


 Signature of BOS chairman, ECE

| Semester V | | | | | | | | | | Pre-requisite |
|---------------------------------|-------------|---|-------------------------|----|---|---|---|---|----|---------------|
| S.No | Course code | Course Title | Course Mode | CT | L | T | P | J | C | |
| 1 | U18ECI5201 | Communication Engineering- I | Embedded - Theory & Lab | PC | 3 | 0 | 2 | 0 | 4 | U18ECT3101 |
| 2 | U18ECI5202 | Computer Architecture and Microprocessors | Embedded - Theory & Lab | PC | 3 | 0 | 2 | 0 | 4 | U18ECI3203 |
| 3 | U18ECI5203 | Communication Networks | Embedded - Theory & Lab | PC | 3 | 0 | 2 | 0 | 4 | - |
| 4 | U18ECT5004 | Control Systems | Theory | PC | 3 | 0 | 0 | 0 | 3 | - |
| 5 | U18ECT5005 | Antennas and wave propagation | Theory | PC | 3 | 0 | 0 | 0 | 3 | U18ECT4104 |
| 6 | U18INI5600 | Engineering Clinic V | Practical & Project | ES | 0 | 0 | 4 | 2 | 3 | U18INI4600 |
| Total Credits | | | | | | | | | 21 | |
| Total Contact Hours/week | | | | | | | | | 27 | |


| Semester VI | | | | | | | | | | Pre-requisite |
|---------------------------------|-------------|-------------------------------|-------------------------|----|---|---|---|---|----|---------------|
| S.No | Course code | Course Title | Course Mode | CT | L | T | P | J | C | |
| 1 | U18ECI6201 | Communication Engineering- II | Embedded - Theory & Lab | PC | 3 | 0 | 2 | 0 | 4 | U18ECI5201 |
| 2 | U18ECI6202 | Microcontrollers | Embedded - Theory & Lab | PC | 2 | 0 | 2 | 0 | 3 | U18ECI5202 |
| 3 | U18ECI6203 | VLSI and HDL Programming | Embedded - Theory & Lab | PC | 3 | 0 | 2 | 0 | 4 | U18ECI3203 |
| 4 | U18..... | Open Elective II | Theory | OE | 3 | 0 | 0 | 0 | 3 | - |
| 5 | U18ECE... | Professional Elective I | Theory | PE | 3 | 0 | 0 | 0 | 3 | - |
| 6 | U18ECE... | Professional Elective II | Theory | PE | 3 | 0 | 0 | 0 | 3 | - |
| Total Credits | | | | | | | | | 20 | |
| Total Contact Hours/week | | | | | | | | | 23 | |


 Signature of BOS chairman, ECE

| Semester VII | | | | | | | | | | Pre-requisite |
|---------------------------------|-------------|------------------------------|-------------------------|----|---|---|---|---|----|---------------|
| S.No | Course code | Course Title | Course Mode | CT | L | T | P | J | C | |
| 1 | U18ECP7701 | Project Phase I | Project only Course | PW | 0 | 0 | 0 | 6 | 3 | - |
| 2 | U18ECT7002 | Wireless Communication | Theory | PC | 3 | 0 | 0 | 0 | 3 | U18ECI6201 |
| 3 | U18ECI7203 | Optical Communication | Embedded - Theory & Lab | PC | 3 | 0 | 2 | 0 | 4 | - |
| 4 | U18ECI7204 | RF and Microwave Engineering | Embedded - Theory & Lab | PC | 3 | 0 | 2 | 0 | 4 | U18ECT4104 |
| 5 | U18ECE... | Professional Elective III | Theory | PE | 3 | 0 | 0 | 0 | 3 | - |
| 6 | U18ECE... | Professional Elective IV | Theory | PE | 3 | 0 | 0 | 0 | 3 | - |
| 7 | U18ECE... | Professional Elective V | Theory | PE | 3 | 0 | 0 | 0 | 3 | - |
| Total Credits | | | | | | | | | 23 | |
| Total Contact Hours/week | | | | | | | | | 28 | |

| Semester VIII | | | | | | | | | |
|---------------------------------|-------------|------------------|---------------------|----|---|---|---|----|----|
| S.No | Course code | Course Title | Course Mode | CT | L | T | P | J | C |
| 1 | U18ECP8701 | Project Phase II | Project only Course | PW | 0 | 0 | 0 | 24 | 12 |
| Total Credits | | | | | | | | | 12 |
| Total Contact Hours/week | | | | | | | | | 24 |

| | | | | | | | | | |
|----------------------|--|--|--|--|--|--|--|--|-----|
| Total Credits | | | | | | | | | 161 |
|----------------------|--|--|--|--|--|--|--|--|-----|


 Signature of BOS chairman, ECE


List of Mandatory courses

| S.No | Course Code | Course Title | Course Mode | CT | Sem |
|-------------|--------------------|--|--------------------|-----------|------------|
| 1 | U18VEP1501 | Human Excellence -Personal Values | Lab | HS | 1 |
| 2 | U18VEP2502 | Human Excellence-Inter Personal values | Lab | HS | 2 |
| 3 | U18VEP3503 | Human Excellence-Family Values | Lab | HS | 3 |
| 4 | U18CHT3000 | Environmental Science and Engineering | Theory | MC | 3 |
| 5 | U18INT4000 | Constitution of India | Theory | MC | 4 |
| 6 | U18VEP4504 | Human Excellence-Professional Values | Lab | HS | 4 |
| 7 | U18VEP5505 | Human Excellence-Social Values | Lab | HS | 5 |
| 8 | U18VEP6506 | Human Excellence-National Values | Lab | HS | 6 |
| 9 | U18VEP7507 | Human Excellence-Global Values | Lab | HS | 7 |



Signature of BOS chairman, ECE

| Professional Electives | | | | | | | | | |
|-------------------------------|-------------|---|-------------|----|---|---|---|---|---|
| S.No | Course code | Course Title | Course Mode | CT | L | T | P | J | C |
| Communication System | | | | | | | | | |
| 1 | U18ECE0001 | Cognitive Radio | Theory | PE | 3 | 0 | 0 | 0 | 3 |
| 2 | U18ECE0002 | Satellite Communication | Theory | PE | 3 | 0 | 0 | 0 | 3 |
| 3 | U18ECE0003 | MIMO systems | Theory | PE | 3 | 0 | 0 | 0 | 3 |
| 4 | U18ECE0004 | Advanced Wireless Communication | Theory | PE | 3 | 0 | 0 | 0 | 3 |
| 5 | U18ECE0005 | RADAR and Navigational Aids | Theory | PE | 3 | 0 | 0 | 0 | 3 |
| Signal Processing | | | | | | | | | |
| 1 | U18ECE0011 | Digital Image Processing | Theory | PE | 3 | 0 | 0 | 0 | 3 |
| 2 | U18ECE0012 | Multimedia and Compression | Theory | PE | 3 | 0 | 0 | 0 | 3 |
| 3 | U18ECE0013 | Biomedical Signal Processing | Theory | PE | 3 | 0 | 0 | 0 | 3 |
| 4 | U18ECE0014 | Machine Learning | Theory | PE | 3 | 0 | 0 | 0 | 3 |
| 5 | U18ECE0015 | Statistical Signal processing | Theory | PE | 3 | 0 | 0 | 0 | 3 |
| Communication Networks | | | | | | | | | |
| 1 | U18ECE0021 | Adhoc wireless networks | Theory | PE | 3 | 0 | 0 | 0 | 3 |
| 2 | U18ECE0022 | High speed networks | Theory | PE | 3 | 0 | 0 | 0 | 3 |
| 3 | U18ECE0023 | Network security | Theory | PE | 3 | 0 | 0 | 0 | 3 |
| 4 | U18ECE0024 | Wireless system and standards | Theory | PE | 3 | 0 | 0 | 0 | 3 |
| 5 | U18ECE0025 | Graph theory and its applications | Theory | PE | 3 | 0 | 0 | 0 | 3 |
| RF and Antenna | | | | | | | | | |
| 1 | U18ECE0031 | RF MEMS | Theory | PE | 3 | 0 | 0 | 0 | 3 |
| 2 | U18ECE0032 | RF System Design | Theory | PE | 3 | 0 | 0 | 0 | 3 |
| 3 | U18ECE0033 | Electromagnetic Interference and Compatibility | Theory | PE | 3 | 0 | 0 | 0 | 3 |
| 4 | U18ECE0034 | Computational Electromagnetics | Theory | PE | 3 | 0 | 0 | 0 | 3 |
| VLSI | | | | | | | | | |
| 1 | U18ECE0041 | VLSI testing and testability | Theory | PE | 3 | 0 | 0 | 0 | 3 |
| 2 | U18ECE0042 | System design with FPGA | Theory | PE | 3 | 0 | 0 | 0 | 3 |
| 3 | U18ECE0043 | System on Chip | Theory | PE | 3 | 0 | 0 | 0 | 3 |
| 4 | U18ECE0044 | Nano Electronics | Theory | PE | 3 | 0 | 0 | 0 | 3 |
| 5 | U18ECE0045 | Low power VLSI | Theory | PE | 3 | 0 | 0 | 0 | 3 |
| Embedded System | | | | | | | | | |
| 1 | U18ECE0051 | Industrial Robotics | Theory | PE | 3 | 0 | 0 | 0 | 3 |
| 2 | U18ECE0052 | Industrial Automation | Theory | PE | 3 | 0 | 0 | 0 | 3 |
| 3 | U18ECE0053 | Virtual Instrumentation | Theory | PE | 3 | 0 | 0 | 0 | 3 |
| 4 | U18ECE0054 | Real time Embedded Systems | Theory | PE | 3 | 0 | 0 | 0 | 3 |
| 5 | U18ECE0055 | Automotive Electronics | Theory | PE | 3 | 0 | 0 | 0 | 3 |
| 5 | U18ECE0056 | Multicore Architecture and Programming for Embedded Systems | Theory | PE | 3 | 0 | 0 | 0 | 3 |
| General Studies | | | | | | | | | |
| 1 | U18ECE0061 | Product Design and Development | Theory | PE | 3 | 0 | 0 | 0 | 3 |
| 2 | U18ECE0062 | Total Quality Management | Theory | PE | 3 | 0 | 0 | 0 | 3 |
| 3 | U18ECE0063 | Operations Research | Theory | PE | 3 | 0 | 0 | 0 | 3 |
| 4 | U18ECE0064 | Professional Ethics | Theory | PE | 3 | 0 | 0 | 0 | 3 |
| 5 | U18ECE0065 | Engineering Economics and Financial Management | Theory | PE | 3 | 0 | 0 | 0 | 3 |


 Signature of BOS chairman, ECE

| One Credit Course | | | | | | | | | |
|-------------------|-------------|---|-------------|-----|---|---|---|---|---|
| S.No | Course code | Course Title | Course Mode | CT | L | T | P | J | C |
| 1. | U18ECC0001 | Advance System Design using 16 bit Ultra Low Power Microcontrollers | Theory | OCC | 1 | 0 | 0 | 0 | 1 |
| 2. | U18ECC0002 | Advanced Motor Control Application using 32 Bit Real Time Controllers | Theory | OCC | 1 | 0 | 0 | 0 | 1 |
| 3. | U18ECC0003 | Energy Efficient Microcontrollers and its Applications | Theory | OCC | 1 | 0 | 0 | 0 | 1 |
| 4. | U18ECC0004 | Internet of Things (IoT) using CC3200 | Theory | OCC | 1 | 0 | 0 | 0 | 1 |
| 5. | U18ECC0005 | Automotive Communication Systems | Theory | OCC | 1 | 0 | 0 | 0 | 1 |
| 6. | U18ECC0006 | Urban Mining and Electronic Resource from E-Waste | Theory | OCC | 1 | 0 | 0 | 0 | 1 |
| 7. | U18ECC0506 | Hands-On Course in Digital System Design using HDL | Practical | OCC | 0 | 0 | 2 | 0 | 1 |



Signature of BOS chairman, ECE

SEMESTER I



Signature of BOS chairman, ECE

U18ENI1201 – FUNDAMENTALS OF COMMUNICATION-I

| | | | | |
|----------|----------|----------|----------|----------|
| L | T | P | J | C |
| 2 | 0 | 2 | 0 | 3 |

(Common to all Branches of I Semester B.E/B/Tech Programmes)

Course Objectives:

1. To communicate effectively by using appropriate grammar and technical parlance in a range of academic scenarios.
2. To interpret and critically evaluate discourses related to functional English.
3. To disseminate professional information through appropriate means of communication.

Course Outcomes:

After the course the student will be able to:

CO1: Communicate in English with correct grammar


CO2: Communicate effectively (Oral and Written)

CO3: Use communication skills in the real world

Assessment Methods:

| |
|------------------------------------|
| Direct |
| 1. Continuous Assessment of Skills |
| 2. Assignment |
| 3. Written Test |
| 4. End Semester Examination |
| Indirect |
| 1. Course-end survey |


| CO/PO Mapping | | | | | | | | | | | | | | |
|---|--------------------------|-----|-----|-----|-----|-----|-----|-----|-----|------|------|------|------|------|
| (S/M/W indicates strength of correlation) S-Strong, M-Medium, W-Weak | | | | | | | | | | | | | | |
| COs | Programme Outcomes (POs) | | | | | | | | | | | | | |
| | PO1 | PO2 | PO3 | PO4 | PO5 | PO6 | PO7 | PO8 | PO9 | PO10 | PO11 | PO12 | PSO1 | PSO2 |
| CO1 | | | | | | | | | | S | | S | | |
| CO2 | | M | | W | | W | | | M | S | | S | | M |
| CO3 | | M | | M | | W | | | M | S | | S | | M |

| |
|---|
|  Signature of BOS chairman, ECE |
|---|

| No | Topic | Hours |
|----------------------------|--|-----------|
| MODULE I - 12 Hrs | | |
| 1.1 | Parts of Speech | 2 |
| 1.2 | Subject Verb Agreement | 2 |
| 1.3 | Speak up (Self Introduction, JAM) | 4 |
| 1.4 | Writing sentences using 'Be-forms' | 3 |
| 1.5 | Test | 1 |
| MODULE II - 12Hrs | | |
| 2.1 | Articles, Gerunds, Infinitives | 2 |
| 2.2 | Speak up (Greetings & Polite English) | 4 |
| 2.3 | Dialogue Writing | 3 |
| 2.4 | Skimming & Scanning | 2 |
| 2.5 | Listening Skills - I | 1 |
| MODULE III - 12 Hrs | | |
| 3.1 | Tenses & Voice | 2 |
| 3.2 | Sentences & its kinds | 2 |
| 3.3 | Speak up (Narration & Description) | 4 |
| 3.4 | Summarizing & Note-making | 3 |
| 3.5 | Listening Skills - II | 1 |
| MODULE IV - 12 Hrs | | |
| 4.1 | Framing Questions – 4 types | 2 |
| 4.2 | Speak up (Role play) | 4 |
| 4.3 | Letter writing – Formal and Informal & Email Writing | 3 |
| 4.4 | Reading Comprehension & Cloze test | 2 |
| 4.5 | Listening Skills - III | 1 |
| MODULE V - 12 Hrs | | |
| 5.1 | Degrees of Comparison | 2 |
| 5.2 | Clauses | 2 |
| 5.3 | Speak up (Power Point Presentation) | 4 |
| 5.4 | Writing (Picture perception) | 3 |
| 5.5 | Test | 1 |
| Total | | 60 |

Reference:

1. A Modern Approach to Non Verbal Reasoning (English, Paperback, Dr. R S Aggarwal)
2. The Power of Words (Bloomsbury, UK, 2012, Hyacinth Pink)
3. Word Power Made Easy: The Complete Handbook for Building a Superior Vocabulary (By Norman Lewis)
4. Effective Technical Communication Tata Mc Graw Hills Publications (Ashraf Rizvi)
5. English and Soft skills Orient Black Swan Publishers (S. P. Dhanavel)
6. Know Your Grammar: Trans.in Tamil & Malayalam –A Bilingual Approach (Bloomsbury, UK, 2012, Hyacinth Pink)



Signature of BOS chairman, ECE

U18MAI1201

LINEAR ALGEBRA AND CALCULUS

(Common to All branches)

| | | | | |
|----------|----------|----------|-----------|----------|
| L | T | P | PJ | C |
| 3 | 0 | 2 | 0 | 4 |

COURSE OUTCOMES**After successful completion of this course, the students should be able to:**

CO1: Identify eigenvalues and eigenvectors and apply Cayley Hamilton theorem.

CO2: Apply orthogonal diagonalisation to convert quadratic form to canonical form.

CO3: Solve first order ordinary differential equations and apply them to certain physical situations.

CO4: Solve higher order ordinary differential equations.

CO5: Evaluate the total derivative of a function, expand the given function as series and locate the maximum and minimum for multivariate function.

CO6: Determine Rank, Inverse, Eigenvalues, Eigenvectors of the given matrix, Maxima-Minima of the function and Solving Differential equations using MATLAB

Pre-requisite: Basics of Matrices, Differentiation and Integration

| CO/PO Mapping | | | | | | | | | | | | | | |
|----------------------------|-------------------------|-----|-----|-----|-----|-----|-----|-----|-----|------|------|------|------|------|
| S-Strong, M-Medium, W-Weak | | | | | | | | | | | | | | |
| COs | Programme Outcomes(POs) | | | | | | | | | | | | | |
| | PO1 | PO2 | PO3 | PO4 | PO5 | PO6 | PO7 | PO8 | PO9 | PO10 | PO11 | PO12 | PSO1 | PSO2 |
| CO1 | S | S | | | M | | | | M | M | | M | M | |
| CO2 | S | S | | | M | | | | M | M | | M | M | |
| CO3 | S | S | | | M | | | | M | M | | M | M | |
| CO4 | S | S | | | M | | | | M | M | | M | M | |
| CO5 | S | S | | | M | | | | M | M | | M | M | |
| CO6 | S | S | | | M | | | | M | M | | M | | |

Course Assessment methods:**DIRECT**

1. Continuous Assessment Test I, II (Theory component)
2. Open Book Test; Cooperative Learning Report, Assignment; Journal Paper Review, Group Presentation, Project Report, Poster Preparation, Prototype or Product
3. Demonstration etc (as applicable) (Theory component)
4. Pre/Post - Experiment Test/Viva; Experimental Report for each Experiment (lab Component)
5. Model Examination (lab component)
6. End Semester Examination (Theory and lab components)

INDIRECT

1. Course-end survey



Signature of BOS chairman, ECE

THEORY COMPONENT**MATRICES****6 Hours**

Rank of a matrix – Consistency of a system of linear equations - Rouche's theorem - Solution of a system of linear equations - Linearly dependent and independent vectors– Eigenvalues and Eigenvectors of a real matrix – Properties of eigenvalues and eigenvectors – Cayley Hamilton theorem (excluding proof)

DIAGONALISATION OF A REAL SYMMETRIC MATRIX**6 Hours**

Orthogonal matrices – Orthogonal transformation of a symmetric matrix to diagonal form – Reduction of quadratic form to canonical form by orthogonal transformation.

FIRST ORDER ORDINARY DIFFERENTIAL EQUATIONS 11 Hours

Leibnitz's equation – Bernoulli's equation – Equations of first order and higher degree - Clairauts form – Applications: Orthogonal trajectories.

HIGHER ORDER LINEAR DIFFERENTIAL EQUATIONS**11 Hours**

Linear equations of second and higher order with constant coefficients – Euler's and Legendre's linear equations – Method of variation of parameters – First order Simultaneous linear equations with constant coefficients – Applications.

FUNCTIONS OF SEVERAL VARIABLES**11 Hours**

Total derivative – Taylor's series expansion – Maxima and minima of functions of two variables – Constrained maxima and minima: Lagrange's multiplier method with single constraints – Jacobians.

REFERENCES

1. Grewal B.S., "Higher Engineering Mathematics", Khanna Publishers, New Delhi, 41st Edition, 2011.
2. Ramana B.V., "Higher Engineering Mathematics", Tata McGraw Hill Co. Ltd., New Delhi, 11th Reprint, 2010.
3. Kreyzig E., "Advanced Engineering Mathematics", Tenth Edition, John Wiley and sons, 2011.
4. Veerarajan T., Engineering Mathematics (for First Year), Tata McGraw Hill Pub. Co. Ltd., New Delhi, Revised Edition, 2007
5. Kandasamy P., Thilagavathy K., and Gunavathy K., "Engineering Mathematics", S. Chand & Co., New Delhi, (Reprint) 2008
6. Venkataraman M.K., "Engineering Mathematics", The National Pub. Co., Chennai, 2003
7. Weir, MD, Hass J, Giordano FR: Thomas' Calculus, Pearson education 12th Edition, 2015
8. P.Bali., Dr. Manish Goyal., Transforms and partial Differential equations, University Science Press, New Delhi, 2010
9. G.B.Thomas and R.L.Finney, Calculus and analytical geometry, 11th Edition, Pearson Education, (2006)



Signature of BOS chairman, ECE

LAB COMPONENT**30 Hours****List of MATLAB Programmes:**

1. Introduction to MATLAB.
2. Matrix Operations - Addition, Multiplication, Transpose, Inverse
3. Rank of a matrix and solution of a system of linear equations
4. Characteristic equation of a Matrix and Cayley-Hamilton Theorem.
5. Eigenvalues and Eigenvectors of Higher Order Matrices
6. Curve tracing
7. Solving first order ordinary differential equations.
8. Solving second order ordinary differential equations.
9. Determining Maxima and Minima of a function of one variable.
10. Determining Maxima and Minima of a function of two variables.

Theory: 45**Tutorial: 0****Practical: 30****Project: 0****Total: 75 Hours**

Signature of BOS chairman, ECE

U18CHI1201

ENGINEERING CHEMISTRY
(Common to All Branches)

| | | | | |
|----------|----------|----------|----------|----------|
| L | T | P | J | C |
| 3 | 0 | 2 | 0 | 4 |

Course Outcomes

After successful completion of this course, the students should be able to

CO1: Apply the basic principles of chemistry at the atomic and molecular level.

CO2: Analyze the impact of engineering solutions from the point of view of chemical principles

CO3: Apply the chemical properties to categorize the engineering materials and their uses

CO4: Integrate the chemical principles in the projects undertaken in field of engineering and technology

CO5: Develop analytical proficiency through lab skill sets to demonstrate in professional practice.

Pre-requisites : -

| CO/PO Mapping (S/M/W indicates strength of correlation) S-Strong, M-Medium, W-Weak | | | | | | | | | | | | | | |
|--|-------------------------|-----|-----|-----|-----|-----|-----|-----|-----|------|------|------|------|------|
| COs | Programme Outcomes(POs) | | | | | | | | | | | | | |
| | PO1 | PO2 | PO3 | PO4 | PO5 | PO6 | PO7 | PO8 | PO9 | PO10 | PO11 | PO12 | PSO1 | PSO2 |
| CO1 | S | M | | | | | | | | | | | | |
| CO2 | S | M | | M | | | | | | | | | | |
| CO3 | S | M | | S | | | | | | | | | | |
| CO4 | S | M | | S | | | | | | | | | | |
| CO5 | M | S | | S | | | | | | | | | | |

Course Assessment methods**Direct**

1. Continuous Assessment Test I, II
2. Open book test; Cooperative learning report, Assignment; Journal paper review, Group
3. Presentation, Project report, Poster preparation, Prototype or Product Demonstration etc (as applicable)
4. End Semester Examination

Indirect

1. Course-end survey

Theory Component**CHEMICAL BONDING****7 Hours**

Bonding: Introduction – Ionic bonding - Van der Waal's forces (dipole - dipole, dipole - induced dipole, induced dipole - induced dipole interactions) - hydrophobic interaction.

Bonding in organic molecules: covalent and co-ordinate bonds (overview only) - hybridization (sp, sp², sp³) - hydrogen bonding and its consequences.



Signature of BOS chairman, ECE

THERMODYNAMICS**7 Hours**

Introduction - Thermodynamic process – Internal energy – Enthalpy – limitations of First law of thermodynamics – Second law of thermodynamics - Entropy - Third law of thermodynamics – Free Energy and Work Function – Clausius-Clapeyron equation – Maxwell's relations – Kirchoff's equation.

ELECTROCHEMISTRY AND CORROSION**7 Hours**

Electrodes - Electrode Potential – Nernst equation and problems - Galvanic cell - Electrochemical Series.

Corrosion: Classification and mechanism of chemical and electrochemical corrosion - Factors influencing corrosion

Corrosion control: Inhibitors – Cathodic protection (Sacrificial anodic protection, Impressed current cathodic protection) – Protective coating: Electroplating (Au) and Electroless plating (Ni).

WATER TECHNOLOGY**6 Hours**

Introduction - soft/hard water - Disadvantages of hard water in industries– scale, sludge, priming and foaming, caustic embrittlement.

Treatment of hard water: External treatment (Ion exchange method) - Internal treatment (colloidal, carbonate, phosphate and calgon conditioning) - Desalination (Reverse osmosis, Electrodialysis)

ENGINEERING MATERIALS**9 Hours**

Polymer: Introduction – Preparation, Properties and Applications of PMMA, PET, PVC.

Composites: Constituents of Composites – Polymer Composites - Metal Matrix Composites - Ceramic Matrix Composites – Applications

Lubricants: Classification - Functions - Properties (viscosity index, flash and fire point, oiliness, carbon residue, aniline point, cloud point and pour point) - Semi solid lubricant (greases with calcium based, sodium based, lithium based) - Solid lubricants (graphite, molybdenum disulphide)

SURFACE CHEMISTRY AND CATALYSIS**9 Hours**

Adsorption: Types of adsorption – Adsorption isotherms: Freundlich's adsorption isotherm – Langmuir's adsorption isotherm – Applications of adsorption on pollution abatement.

Catalysis: Catalyst – catalytic poisoning and catalytic promoters - autocatalysis – acid base catalysis – enzyme catalysis – Michaelis-Menten equation – applications.

Chemical kinetics: Introduction – first order, pseudo first order, second order, zero order equations – parallel reactions – opposing reactions.



Signature of BOS chairman, ECE

REFERENCES

1. Jain P.C. and Jain. M., Engineering Chemistry, 16th Edition, Dhanpat Rai Publishing Company, New Delhi, Reprint 2017.
2. Puri B.R., Sharma L.R., Pathania, M.S. Principles of physical chemistry, Vishal Publishing Co., 2017
3. Atkins, P. and de Paula, J., Atkin's Physical Chemistry, 9th ed., Oxford Univ. Press, 2009.
4. Glasstone S., An introduction to Electrochemistry, 10th Edition, Affiliated to East West Press Private Limited, 2007.
5. Samir Sarkar., Fuels and Combustion, 3rd Edition, Orient Longman, India, 2009.
6. Dara S.S. and Umare S.S., A text book of Engineering Chemistry, S.Chand and Company Limited, New Delhi, 2014.
7. Engineering Chemistry, Wiley India Editorial Team, Wiley, 2018.

LABORATORY COMPONENT**LIST OF EXPERIMENTS**

1. Preparation of Standard solutions
2. Conductometric estimation of mixture of acids vs strong base
3. Estimation of extent of corrosion of Iron pieces by Potentiometry
4. Estimation of the extent of dissolution of Copper / Ferrous ions by spectrophotometry.
5. Estimation of acids by pH metry.
6. Determiation of total, temporary and permanent hardness by EDTA method.
7. Estimation of DO by Winkler's method
8. Estimation of Alkalinity by Indicator method.
9. Estimation of Chloride by Argentometric method
10. Estimation of Sodium and Potassium in water by Flame photometry.
11. Determination of Flash and Fire point of lubricating oil
12. Determination of Cloud and Pour point of lubricating oil
13. Determination of relative and kinematic viscosities of lubricating oil at different temperatures
14. Determination of corrosion rate on mild steel by Weight loss method
15. Morphological studies of corrosion on mild steel by microscopic techniques

| | | | | |
|-------------------|--------------------|----------------------|-------------------|------------------------|
| Theory: 45 | Tutorial: 0 | Practical: 30 | Project: 0 | Total: 75 Hours |
|-------------------|--------------------|----------------------|-------------------|------------------------|

REFERENCES

1. Jeffery G.H., Bassett J., Mendham J. and Denny R.C., Vogel's Text Book of Quantitative Chemical Analysis, Oxford, ELBS, London,2012.
2. Shoemaker D.P. and C.W. Garland., Experiments in Physical Chemistry, Tata McGraw-Hill Pub. Co., Ltd., London,2003.



Signature of BOS chairman, ECE

U18EEI1202

Electrical Machines and Drives

| | | | | |
|----------|----------|----------|----------|----------|
| L | T | P | J | C |
| 3 | 0 | 2 | 0 | 4 |

Course Outcomes

Upon completion of the course, the student should be able to:

CO1: Describe the working principle and applications of DC machines (K2).

CO2: Analyze the working principle and characteristics of the transformers (K4).

CO3: Explain the working principle and applications of AC machines (K2).

CO4: Choose suitable special electrical motors for desired application (K3).

CO5: Select an appropriate electric drive for a given application by considering various parameters (K3).

| CO/PO Mapping (S/M/W indicates strength of correlation) S-Strong, M-Medium, W-Weak | | | | | | | | | | | | | | |
|--|-------------------------|-----|-----|-----|-----|-----|-----|-----|-----|------|------|------|------|------|
| COs | Programme Outcomes(POs) | | | | | | | | | | | | | |
| | PO1 | PO2 | PO3 | PO4 | PO5 | PO6 | PO7 | PO8 | PO9 | PO10 | PO11 | PO12 | PSO1 | PSO2 |
| CO1 | S | | | | W | | | | | | | | | |
| CO2 | S | M | | | | | | | | | | | | |
| CO3 | M | | | | | | | | | | | | | |
| CO4 | | M | | M | | | | | | | | | | |
| CO5 | M | | | | W | | | | | | | | | |

Course Assessment Methods

| |
|--|
| DIRECT |
| Continuous Assessment Test I, II Assignment End Semester Examination |
| INDIRECT |
| Course-end survey |

DC MACHINES**9Hours**

Construction, working principle and operation of DC generators – Types – EMF equation – working principle and operation of DC motor – Types–Torque equation –Applications.

TRANSFORMER**9Hours**


Construction, working principle and operation of Single phase power transformer –Types - EMF equation of a transformer - Transformation ratio –Transformer losses and efficiency- Applications.

INDUCTION MACHINES**9 Hours**

Construction, working principle and operation of Three-phase induction motors – speed- torque characteristic- Construction, working principle and operation of Single- phase induction motors – types – applications

SPECIAL MACHINES**9 Hours**

Stepper motor- Types of stepper motor- Permanent Magnet DC motor- Brushless DC motor - Servo motor- Selection of motors for automotive and robotics applications.

| |
|---|
|  Signature of BOS chairman, ECE |
|---|

ELECTRIC DRIVES**9 Hours**

Basic Elements–Types of Electric Drives – factors influencing the choice of electrical drives- Loading conditions and classes of duty - short time, continuous and intermittent duty.

Laboratory Experiments

1. Open circuit and load characteristics of DC shunt generator
2. Load characteristics of DC shunt motor
3. Load characteristics of DC series motor
4. Load test on single-phase transformer
5. Load Test on Three Phase Induction Motor
6. Load Test on Single Phase Induction Motor
7. Open circuit and short circuit test on single phase transformer
8. Control of Stepper Motor
9. Control of Servo motors
10. Control of BLDC motor

REFERENCES

1. IJ. Nagarathand Kothari DP, “Electrical Machines, McGraw-Hill Education”, 4th Edition, 2010.
2. Gopal K. Dubey, “Fundamentals of Electric Drives”, 2nd Edition, Narosa Publishing House, New Delhi, 2015.
3. Thereja .B.L, —Fundamentals of Electrical Engineering and Electronics, S Chand & Co Ltd, 2008.
4. J.B.Gupta, —Theory and Performance of Electrical Machines, 14th Edition, S.K.Kataria and Sons, 2010, New Delhi.
5. S.K. Pillai, “A First Course on Electrical Drives”, 3rd Edition, New Age International Publishers, New Delhi, 2014.

Theory: 45**Tutorial: 0****Practical: 30****Project: 0****Total: 75 Hours**


Signature of BOS chairman, ECE

U18CSI1202 PROBLEM SOLVING AND PROGRAMMING USING C

| | | | | |
|----------|----------|----------|----------|----------|
| L | T | P | J | C |
| 2 | 0 | 2 | 0 | 3 |

COURSE OUTCOMES

AFTER SUCCESSFUL COMPLETION OF THIS COURSE, THE STUDENTS SHOULD BE ABLE TO


- CO1:** Acquire knowledge on different problem-solving techniques.
CO2: Use appropriate data types and control structures for solving a given problem.
CO3: Execute different array and string operations.
CO4: Experiment with the usage of pointers and functions.
CO5: Organize data using structures and unions.

Pre-requisites :-

| CO/PO MAPPING | | | | | | | | | | | | | | |
|--|---------------------------------|------------|------------|------------|------------|------------|------------|------------|------------|-------------|-------------|-------------|-------------|-------------|
| (S/M/W indicates strength of correlation) S-Strong, M-Medium, W-Weak | | | | | | | | | | | | | | |
| COs | PROGRAMME OUTCOMES (POs) | | | | | | | | | | | | | |
| | PO1 | PO2 | PO3 | PO4 | PO5 | PO6 | PO7 | PO8 | PO9 | PO10 | PO11 | PO12 | PSO1 | PSO2 |
| CO1 | S | M | | | | | | | W | | | | | |
| CO2 | S | M | | | | | | | W | W | | | | |
| CO3 | S | W | | | W | W | | | W | W | | W | | |
| CO4 | M | W | M | W | W | W | | | W | W | | M | | |
| CO5 | M | W | M | W | W | W | | | W | W | | M | | |

COURSE ASSESSMENT METHODS

| DIRECT |
|---|
| <ol style="list-style-type: none"> 1. Continuous Assessment Test I, II (Theory Component) 2. Assignment (Theory Component) 3. Group Presentation (Theory Component) 4. Pre/Post - experiment Test/Viva; Experimental Report for each experiment (lab component) 5. Model examination (lab component) 6. End Semester Examination (Theory and lab component) |
| INDIRECT |
| <ol style="list-style-type: none"> 1. Course-end survey |



Signature of BOS chairman, ECE

THEORY COMPONENT CONTENTS

STRUCTURED PROGRAMMING

6 Hours

Algorithms, building blocks of algorithms (instructions/statements, state, control flow, functions), notation (pseudo code, flow chart, programming language), algorithmic problem solving, simple strategies for developing algorithms (iteration). Introduction to C Programming – Operators and Expressions – Data Input and Output – Control Statements.

ARRAYS AND STRINGS

6 Hours

Defining an array – Processing an array – Multidimensional Arrays Character Arithmetic – Defining a string – Initialization of Strings – Reading and Writing Strings – Processing Strings – Searching and Sorting of Strings

FUNCTIONS, STORAGE CLASSES

6 Hours

Defining a function – Accessing a function – Function prototypes – Passing arguments to a function – Passing arrays to functions – Function with string - Recursion – Storage classes

POINTERS

7 Hours

Pointer Fundamentals – Pointer Declaration – Passing Pointers to a Function – Pointers and one dimensional arrays – operations on pointers– Dynamic memory allocation.

STRUCTURES AND UNIONS

5 Hours

Structures and Unions: Defining a Structure – Processing a Structure – User defined data types (Typedef) – Unions

REFERENCES

1. Byron S Gottfried and Jitendar Kumar Chhabra, “Programming with C”, Tata McGraw Hill Publishing Company, Third Edition, New Delhi, 2011.
2. Pradip Dey and Manas Ghosh, “Programming in C”, Second Edition, Oxford University Press, 2011.
3. Kernighan, B.W and Ritchie, D.M, “The C Programming language”, Second Edition, Pearson Education, 2006
4. Ashok N. Kamthane, “Computer programming”, Pearson Education, 2007.
5. Reema Thareja, “Programming in C”, Second Edition, Oxford University Press, 2011.



Signature of BOS chairman, ECE

LAB COMPONENT CONTENTS**LIST OF EXPERIMENTS****30 Hours**

1. Writing algorithms, flowcharts and pseudo codes for simple problems.
2. Programs on expressions and conversions
3. Programs using if, if-else, switch and nested if statements
4. Programs using while, do-while, for loops
5. Programs on one dimensional arrays, passing arrays to functions and array operations
6. Programs using two dimensional arrays, passing 2D arrays to functions
7. Programs using String functions
8. Programs using function calls, recursion, call by value
9. Programs on pointer operators, call by reference, pointers with arrays
10. Programs using structures and unions.

| | | | | |
|-------------------|--------------------|----------------------|-------------------|------------------------|
| Theory: 30 | Tutorial: 0 | Practical: 30 | Project: 0 | Total: 60 Hours |
|-------------------|--------------------|----------------------|-------------------|------------------------|

REFERENCES

1. Byron S Gottfried and Jitendar Kumar Chhabra, “Programming with C”, Tata McGraw Hill Publishing Company, Third Edition, New Delhi, 2011.
2. Pradip Dey and Manas Ghosh, “Programming in C”, Second Edition, Oxford University Press, 2011.
3. Kernighan,B.W and Ritchie,D.M, “The C Programming language”, Second Edition, Pearson Education, 2006
4. Ashok N. Kamthane, “Computer programming”, Pearson Education, 2007.



Signature of BOS chairman, ECE

U18INI1600

ENGINEERING CLINIC - I

| L | T | P | J | C |
|---|---|---|---|---|
| 0 | 0 | 4 | 2 | 3 |

Course objectives

- To help the students look into the functioning of simple to complex devices and systems
- To enable the students to design and build simple systems on their own
- To help experiment with innovative ideas in design and team work
- To create an engaging and challenging environment in the engineering lab

Course Outcomes

After successful completion of this course, the students should be able to:

CO1: Identify a practical problems and find a solution

CO2: Understand the project management techniques


CO3: Demonstrate their technical report writing and presentation skills

Pre-requisite: -

| CO/PO MAPPING | | | | | | | | | | | | | | |
|--|--------------------------|-----|-----|-----|-----|-----|-----|-----|-----|------|------|------|------|------|
| (S/M/W indicates strength of correlation) S-Strong, M-Medium, W-Weak | | | | | | | | | | | | | | |
| COs | PROGRAMME OUTCOMES (POs) | | | | | | | | | | | | | |
| | PO1 | PO2 | PO3 | PO4 | PO5 | PO6 | PO7 | PO8 | PO9 | PO10 | PO11 | PO12 | PSO1 | PSO2 |
| CO1 | S | S | S | S | S | M | W | | S | | | S | | |
| CO2 | | | | | | | | | | | S | | | |
| CO3 | | | | | | | | | S | | | | | |

Course Assessment methods:

| Direct | Indirect |
|----------------------------------|-----------------------|
| 1. Project reviews 50% | 1. Course Exit Survey |
| 2. Workbook report 10% | |
| 3. Demonstration & Viva-voce 40% | |


 Signature of BOS chairman, ECE

Content:

The course will offer the students with an opportunity to gain a basic understanding of computer controlled electronic devices and apply the concepts to design and build simple to complex devices. As a practical project based embedded course, the students will be taught the concepts using a variety of reference material available in the public domain. While the course will start with formal instruction on hardware, programming and applications, the major portion of the course will provide the students with ample opportunity to be innovative in designing and building a range of products from toys to robots and flying machines.

In the I semester, students will focus primarily on IOT with C programming using Arduino

GUIDELINES:

1. Practical based learning carrying credits.
2. Multi-disciplinary/ Multi-focus group of 5-6 students.
3. Groups can select to work on a specific tasks, or projects related to real world problems.
4. Each group has a faculty coordinator/Instructor who will guide/evaluate the overall group as well as individual students.
5. The students have to display their model in the 'Engineering Clinics Expo' at the end of semester.
6. The progress of the course is evaluated based on reviews and final demonstration of prototype.

| | | | | |
|------------------|--------------------|----------------------|-------------------|------------------------|
| Theory: 0 | Tutorial: 0 | Practical: 60 | Project:30 | Total: 90 Hours |
|------------------|--------------------|----------------------|-------------------|------------------------|



Signature of BOS chairman, ECE

U18VEP1501**PERSONAL VALUES**

(Mandatory)

| | | | | |
|----------|----------|----------|----------|----------|
| L | T | P | J | C |
| 0 | 0 | 2 | 0 | 0 |

Course Outcomes

After successful completion of this course, the students should be able to

CO 1: Become an individual in knowing the self

CO 2: Acquire and express Gratitude, Truthfulness, Punctuality, Cleanliness & fitness.

CO 3: Practice simple physical exercise and breathing techniques

CO 4: Practice Yoga asana which will enhance the quality of life.

CO 5: Practice Meditation and get benefited.

CO 6: Procure Self Healing techniques for propagating healthy society

Pre-requisites :-

| CO/PO Mapping | | | | | | | | | | | | | | |
|--|-------------------------|-----|-----|-----|-----|-----|-----|-----|-----|------|------|------|------|------|
| (S/M/W indicates strength of correlation) S-Strong, M-Medium, W-Weak | | | | | | | | | | | | | | |
| COs | Programme Outcomes(POs) | | | | | | | | | | | | | |
| | PO1 | PO2 | PO3 | PO4 | PO5 | PO6 | PO7 | PO8 | PO9 | PO10 | PO11 | PO12 | PSO1 | PSO2 |
| CO1 | | | | | | | | | | | | M | | |
| CO2 | | | | | | | | | | S | | | | |
| CO3 | | | | | | M | | | | | | | | |
| CO4 | | | | | | S | | | M | | | | | |
| CO5 | | | | | | | | | | M | | | | |
| CO6 | | | | | | | | W | | | | S | | |

Course Assessment methods

| Direct |
|---|
| 1. Group Activity / Individual performance and assignment 2. Assessment on Value work sheet / Test |
| Indirect |
| 1. Mini project on values / Goodwill Recognition |



Signature of BOS chairman, ECE

Values through practical activities:

1. **Knowing the self:** Introduction to value education - Need & importance of Value education – Knowing the self – realization of human life – animal instinct vs sixth sense.
2. **Mental Health:** Evolution of senses – functioning steps of human mind – Body and Mind coordination - Analysis of thoughts – moralization of desires– autosuggestions – power of positive affirmations. – Meditation and its benefits.
3. **Physical Health:** Physical body constitution– Types of food - effects of food on body and mind – healthy eating habits – food as medicine– self healing techniques.
4. **Core value:** Self love & Self care Gratitude - Happiness - Optimistic –Enthusiasm – Simplicity – Punctual - Self Control - Cleanliness & personal hygiene - Freedom from belief systems.
5. **Fitness:** Simplified physical exercises – Sun salutation - Lung strengthening practices: Naadisuddhi pranayama – Silent sitting and listening to nature – Meditation.

| |
|----------------------|
| Workshop mode |
|----------------------|

REFERENCES

1. KNOW YOURSELF — SOCRATES – PDF format at www.au.af.mil/au/awc/awcgate/army/rotc_self-aware.pdf
2. STEPS TO KNOWLEDGE: The Book of Inner Knowing – PDF format at www.newmessage.org/wp-content/uploads/pdfs/books/STK_NKL_v1.5.pdf
3. PROMOTING MENTAL HEALTH - World Health Organization – PDF format at www.who.int/mental_health/evidence/MH_Promotion_Book.pdf
4. LEARNING TO BE: A HOLISTIC AND INTEGRATED APPROACH TO VALUES – UNESCO PDF format at www.unesdoc.unesco.org/images/0012/001279/127914e.pdf
5. PERSONALITY DEVELOPMENT By SWAMI VIVEKANANDA_ www.estudentedavedanta.net/Personality-Development.pdf



Signature of BOS chairman, ECE

SEMESTER II



Signature of BOS chairman, ECE

U18ENI2201 – FUNDAMENTALS OF COMMUNICATION – II

| | | | | |
|----------|----------|----------|----------|----------|
| L | T | P | J | C |
| 2 | 0 | 2 | 0 | 3 |

(Common to all branches of II Semester B.E/B/Tech Programmes)

Course Objectives:

1. To effectively use the basic language skills to imbibe technical language skills.
2. To hone written and spoken competencies leading to effective communication.
3. To comprehend, use and explain technical data and information.

Course Outcomes:

After the course the student will be able to:

CO1: Read, understand, and interpret material on technology.

CO2: Communicate knowledge and information through oral and written medium.


CO3: Compare, collate and present technical information according to the audience and purpose.

Assessment Methods

| |
|---|
| Direct |
| 1. Continuous Assessment of Skills 2. Assignment 3. Written Test 4. End Semester Examination |
| Indirect |
| 1. Course-end survey |

CO/PO Mapping:


| CO/PO Mapping | | | | | | | | | | | | | | |
|--|-------------------------|-----|-----|-----|-----|-----|-----|-----|-----|------|------|------|------|------|
| (S/M/W indicates strength of correlation) S-Strong, M-Medium, W-Weak | | | | | | | | | | | | | | |
| COs | Programme Outcomes(POs) | | | | | | | | | | | | | |
| | PO1 | PO2 | PO3 | PO4 | PO5 | PO6 | PO7 | PO8 | PO9 | PO10 | PO11 | PO12 | PSO1 | PSO2 |
| CO1 | | W | | S | | | | | S | S | | S | | |
| CO2 | | | | S | | | | | S | S | | W | | |
| CO3 | | | | M | | | | | S | S | | S | | |


 Signature of BOS chairman, ECE

| No | TOPIC | |
|-----|--|---------------|
| | MODULE I | 12 Hrs |
| 1.1 | Introduction to Technical Writing Technical Definitions | 2 |
| 1.2 | Writing Instructions / Instruction Manual | 2 |
| 1.3 | Writing Recommendations | 2 |
| 1.4 | Speaking Activity I | 6 |
| | MODULE II | 12 Hrs |
| 2.1 | Process Writing | 2 |
| 2.2 | Review Writing I - Product | 2 |
| 2.3 | Review Writing II – Article | 2 |
| 2.4 | Speaking Activity II | 6 |
| | MODULE III | 12 Hrs |
| 3.1 | Interpreting and Transcoding Graphics | 2 |
| 3.2 | Types of Report / Writing a Report | 2 |
| 3.3 | Reading & Responding to texts | 2 |
| 3.4 | Speaking Activity III | 6 |
| | MODULE IV | 12 Hrs |
| 4.1 | Drafting a project proposal | 2 |
| 4.2 | Listening to technical talks | 2 |
| 4.3 | Preparing a survey Questionnaire | 2 |
| 4.4 | Speaking Activity IV | 6 |
| | MODULE V | 12 Hrs |
| 5.1 | Writing Memos, Circulars, Notices | 2 |
| 5.2 | Writing Agenda and Minutes | 2 |
| 5.3 | Inferential Reading | 2 |
| 5.4 | Speaking Activity V | 6 |
| | Total | 60 |

Reference Books:

1. Technical English Workbook, VRB Publishers Pvt. Ltd (Prof. Jewelcy Jawahar, Dr.P.Ratna)
2. Effective Technical Communication, Tata McGraw Hills Publications (Ashraf Rizvi)
3. Technical Communication – English Skills for Engineers, Oxford Higher Education (Meenakshi Raman, Sangeeta Sharma)


 Signature of BOS chairman, ECE

**U18MAI2201 ADVANCED CALCULUS AND LAPLACE
TRANSFORMS
(Common to All branches)**

| | | | | |
|----------|----------|----------|----------|----------|
| L | T | P | J | C |
| 3 | 0 | 2 | 0 | 4 |

COURSE OUTCOMES

After successful completion of this course, the students should be able to


- CO1:** Evaluate double and triple integrals in Cartesian coordinates and apply them to calculate area and volume.
- CO2:** Apply various integral theorems for solving engineering problems involving cubes and rectangular parallelepipeds.
- CO3:** Construct analytic functions of complex variables and transform functions from z-plane to w-plane and vice-versa, using conformal mappings.
- CO4:** Apply the techniques of complex integration to evaluate real and complex integrals over suitable closed paths or contours.
- CO5:** Solve linear differential equations using Laplace transform technique.
- CO6:** Determine multiple integrals, vector differentials, vector integrals and Laplace transforms using MATLAB.

Pre-requisites: -

| CO/PO MAPPING | | | | | | | | | | | | | | |
|---|---------------------------------|------------|------------|------------|------------|------------|------------|------------|------------|-------------|-------------|-------------|-------------|-------------|
| (S/M/W indicates strength of correlation) S-Strong, M-Medium, W-Weak | | | | | | | | | | | | | | |
| COs | PROGRAMME OUTCOMES (POs) | | | | | | | | | | | | | |
| | PO1 | PO2 | PO3 | PO4 | PO5 | PO6 | PO7 | PO8 | PO9 | PO10 | PO11 | PO12 | PSO1 | PSO2 |
| CO1 | S | S | | | M | | | | M | M | | M | M | |
| CO2 | S | S | | | M | | | | M | M | | M | M | |
| CO3 | S | S | | | M | | | | M | M | | M | M | |
| CO4 | S | S | | | M | | | | M | M | | M | M | |
| CO5 | S | S | | | M | | | | M | M | | M | M | |
| CO6 | S | S | | | M | | | | M | M | | M | M | |

COURSE ASSESSMENT METHODS

| DIRECT |
|--|
| <ol style="list-style-type: none"> 1. Continuous Assessment Test I, II (Theory component) 2. Open book test; Cooperative learning report, Assignment; Journal paper review, Group Presentation, Project report, Poster preparation, Prototype or Product Demonstration etc (as applicable) (Theory component) 3. Pre/Post - experiment Test/Viva; Experimental Report for each experiment (lab component) 4. Model examination (lab component) 5. End Semester Examination (Theory and lab component) |
| INDIRECT |
| <ol style="list-style-type: none"> 1. Course-end survey |


 Signature of BOS chairman, ECE

THEORY COMPONENT**MULTIPLE INTEGRALS****9 Hours**

Double integration – Cartesian coordinates – Change of order of integration - Triple integration in Cartesian coordinates – Applications: Area as double integral and Volume as triple integral.

VECTOR CALCULUS**9 Hours**

Gradient, divergence and curl – Directional derivative – Irrotational and Solenoidal vector fields - Green's theorem in a plane, Gauss divergence theorem and Stoke's theorem (excluding proofs) – Verification of theorem and simple applications.

ANALYTIC FUNCTIONS **9 Hours**

Functions of a complex variable – Analytic functions – Necessary conditions, Cauchy- Riemann equations in Cartesian coordinates and sufficient conditions (excluding proofs)– Properties of analytic function – Construction of analytic function by Milne Thomson method – Conformal mapping : $w = z + c$, cz , $1/z$ – Bilinear Transformation

COMPLEX INTEGRATION**9 Hours**

Cauchy's integral theorem – Cauchy's integral formula – Taylor's and Laurent's series – Singularities – Residues – Residue theorem – Application of residue theorem for evaluation of real integrals – Contour Integration (excluding poles on the real axis).

LAPLACE TRANSFORMS**9 Hours**

Definition - Properties: Superposition, Shift in t or Time Delay, Shift in s, Time Derivatives, Time Integral-Initial Value Theorem - Final Value Theorem - Transform of periodic functions - Inverse transforms - Convolution theorem – Applications: Solution of linear ordinary differential equations of second order with constant coefficients.

REFERENCES

1. Grewal B.S., “Higher Engineering Mathematics”, Khanna Publishers, New Delhi, 41st Edition, 2011.
2. Ramana B.V., “Higher Engineering Mathematics”, Tata McGraw Hill Co. Ltd., New Delhi, 11th Reprint, 2010.
3. Veerarajan T., Engineering Mathematics (for First Year), Tata McGraw Hill Pub. Co. Ltd., New Delhi, Revised Edition, 2007.
4. Kandasamy P., Thilagavathy K., and Gunavathy K., “Engineering Mathematics”, S. Chand & Co., New Delhi, (Reprint) 2008.
5. Kreyzig E., “Advanced Engineering Mathematics”, Tenth Edition, John Wiley and sons, 2011.
6. Venkataraman M.K., “Engineering Mathematics”, The National Pub. Co., Chennai, 2003.
7. Weir, MD, Hass J, Giordano FR: Thomas' Calculus Pearson education 12th ED, 2015.



Signature of BOS chairman, ECE

LAB COMPONENT**30 Hours****List of MATLAB Programmes:**

1. Evaluating double integral with constant and variable limits.
2. Area as double integral
3. Evaluating triple integral with constant and variable limits
4. Volume as triple integral
5. Evaluating gradient, divergence and curl
6. Evaluating line integrals and work done
7. Verifying Green's theorem in the plane
8. Evaluating Laplace transforms and inverse Laplace transforms of functions including impulse.
9. Heaviside functions and applying convolution.
10. Applying the technique of Laplace transform to solve differential equations.

Theory: 45**Tutorial: 0****Practical: 30****Project: 0****Total: 75 Hours**

Signature of BOS chairman, ECE

U18 PHI2201**Engineering Physics****(Common to AU, ECE, CE, MEC, ME)**

| | | | | |
|----------|----------|----------|----------|----------|
| L | T | P | J | C |
| 3 | 0 | 2 | 0 | 4 |

Course Outcomes

After successful completion of this course, the students should be able to

CO1: Understand the principles of motion and rotation of a rigid body in the plane.

CO2: Enhance the fundamental knowledge in properties of matter and its applications relevant to various streams of engineering and technology.

CO3: To introduce the phenomenon of heat and account for the consequence of heat transfer in engineering systems.

CO4: To apply the concepts of electrostatics and dielectrics for various engineering applications.

CO5: To understand the basics of magnetostatics.

CO6: To introduce and provide a broad view of the smart materials and Nano science to undergraduates.

Pre-requisites:

High School Education

CO PO Mapping

| COs | Programme Outcomes (POs) | | | | | | | | | | | | PSO | |
|-----|--------------------------|-----|-----|-----|-----|-----|-----|-----|-----|------|------|------|------|------|
| | PO1 | PO2 | PO3 | PO4 | PO5 | PO6 | PO7 | PO8 | PO9 | PO10 | PO11 | PO12 | PSO1 | PSO2 |
| CO1 | S | | M | | | | | | | | | M | M | |
| CO2 | S | | M | | | | | | | | | M | M | |
| CO3 | S | | M | | | | | | | | | M | M | |
| CO4 | S | | M | | | | | | | | | M | | M |
| CO5 | S | | M | | | | | | | | | M | | M |
| CO6 | S | | M | M | | | | | | | | M | | M |



Signature of BOS chairman, ECE

Course Assessment methods

| |
|--|
| Direct |
| <ol style="list-style-type: none"> 1. Continuous Assessment Test I, II (Theory component) 2. Cooperative learning report, Assignment; Group Presentation, Project report, Poster preparation, 3. Pre/Post - experiment Test/Viva; Experimental Report for each experiment (lab component) 4. Model examination (lab component) 5. End Semester Examination (Theory and lab component) |
| Indirect |
| <ol style="list-style-type: none"> 1. Course-end survey |

Theory Component contents**KINEMATICS & RIGID BODY MOTION****9 Hours**

Definition and motion of a rigid body in the plane; Rotation in the plane; Kinematics in a coordinate system rotating and translating in the plane; Angular momentum about a point of a rigid body in planar motion; Euler's laws of motion, their independence from Newton's laws, and their necessity in describing rigid body motion; Examples.

PROPERTIES OF MATTER**9 Hours**

Hooke's Law Stress - Strain Diagram - Elastic moduli - Relation between elastic constants - Poisson's Ratio - Expression for bending moment and depression - Cantilever - Expression for Young's modulus by Non-uniform bending and its experimental determination.

HEAT**9 Hours**

Specific heat capacity, thermal capacity. Temperature rise. Coefficient of linear thermal expansion. Methods of measurement of thermal expansion. Thermal stresses in composite structures due to non-homogeneous thermal expansion. Applications -The bimetallic strip. Expansion gaps and rollers in engineering structures. Thermal conductivity: differential equation of heat flow. Lee's disc apparatus for determination of thermal conductivity. Thermal Insulation. Convection and radiation. Applications to refrigeration and power electronic devices.



Signature of BOS chairman, ECE

ELECTROSTATICS & MAGNETOSTATICS**9 Hours**

ELECTROSTATICS : Maxwell's equation for electrostatics – E due to straight conductors, circular loop, infinite sheet of current - electric field intensity (D) - Electric potential - dielectrics - dielectric polarization - internal field – Clausius - Mosotti equation - dielectric strength - applications.

MAGNETOSTATICS: Maxwell's equation for magnetostatics - B in straight conductors, circular loop, infinite sheet of current - Lorentz force, magnetic field intensity (H) – Biot– Savart's Law – Ampere's Circuit Law –Magnetic flux density (B).

NEW ENGINEERING MATERIALS AND NANO TECHNOLOGY**9 Hours**

New Engineering Materials: Metallic glasses – preparation, properties and applications – Shape memory alloys (SMA) – characteristics, properties of NiTi alloy applications - advantages and disadvantages of SMA.

Nano Materials: synthesis - Ball milling - Sol-gel - Electro deposition — properties of nano particles and applications. – Carbon Nano Tubes – fabrication by Chemical Vapour Deposition - structure, properties & applications.

| | | | | |
|-------------------|--------------------|---------------------|-------------------|------------------------|
| Theory: 45 | Tutorial: 0 | Practical: 0 | Project: 0 | Total: 45 Hours |
|-------------------|--------------------|---------------------|-------------------|------------------------|

REFERENCES

1. Essential University Physics, Vols. 1 and 2., Richard Wolfson, Pearson Education, Singapore, 2011.
2. Engineering Mechanics (2nd ed.), Harbola M. K., Cengage publications, New Delhi, 2009.
3. Concepts of Physics, H. C. Verma vol 1 and 2, Bharati Bhawan Publishers & Distributors; First edition (2017).
4. Engineering Electromagnetics, W. H. Hayt and John A. Buck, 6th Edition, Tata McGraw Hill, New Delhi, 2014.
5. Theory and Problems of Electromagnetic Schaum's Outline Series, 5th Edition, Joseph A. Edminister, Tata McGraw Hill Inc., New Delhi, 2010.
6. Engineering Physics, Rajendran V., Tata McGraw-Hill Education Pvt. Ltd., 2010
7. Nano – the Essentials, Pradeep T., McGraw-Hill Education, Pvt. Ltd., 2007.



Signature of BOS chairman, ECE

Lab component:**LIST OF EXPERIMENTS**

1. Non-uniform bending – Determination of Young’s modulus
2. Compound Pendulum – Determination of acceleration due to gravity
3. Spectrometer – Determination of wavelength of mercury source using grating
4. Air wedge - Determination of thickness of thin sheet
5. Semiconductor Laser:
 - a. Determination of wavelength of laser
 - b. Determination acceptance angle and numerical aperture of an optialfibre.
 - c. Determination of particle size
6. Melde’s string – Determination of frequency of a turing fork
7. Determination of band gap of a semiconductor
8. Ultrasonic interferometer – Determination of velocity of sound and compressibility of a liquid
9. Luxmeter – Determination of efficiency of solar cell
10. Lee’s disc – Determination of thermal conductivity of a bad conductor

Experiments for Demonstration:

1. Hall effect
2. Hardness Test
3. Four probe experiment
4. Hysteresis curve

| | | | | |
|------------------|--------------------|----------------------|-------------------|------------------------|
| Theory: 0 | Tutorial: 0 | Practical: 30 | Project: 0 | Total: 30 Hours |
|------------------|--------------------|----------------------|-------------------|------------------------|

REFERENCES

1. Laboratory Manual of Engineering Physics, Dr. Y. Aparna & Dr. K. Venkateswara Rao, V.G.S Publishers.
2. Practical Physics, G.L. Squires, Cambridge University Press, Cambridge, 1985.
3. Great Experiments in Physics, M.H. Shamos, Holt, Rinehart and Winston Inc., 1959.
4. Experiments in Modern Physics, A.C. Melissinos, Academic Press, N.Y., 1966.



Signature of BOS chairman, ECE

U18MEI2201

ENGINEERING GRAPHICS
(Common to ECE & FT)

| | | | | |
|----------|----------|----------|----------|----------|
| L | T | P | J | C |
| 2 | 0 | 2 | 0 | 3 |

Course outcome

At the end of the course, the student will be able to:

CO1: Construct various plane curves.

CO2: Construct projection of points and projection of lines.

CO3: Develop projection of surfaces and solids.

CO4: Solve problems in sections of solids and development of surfaces.

CO5: Apply free hand sketching and concepts of isometric in engineering practice.

CO6: Draw engineering drawing in AutoCAD with dimensions.

Pre-requisites: -

| CO/PO Mapping | | | | | | | | | | | | | | |
|--|-------------------------|-----|-----|-----|-----|-----|-----|-----|-----|------|------|------|------|------|
| (S/M/W indicates strength of correlation) S-Strong, M-Medium, W-Weak | | | | | | | | | | | | | | |
| COs | Programme Outcomes(POs) | | | | | | | | | | | | | |
| | PO1 | PO2 | PO3 | PO4 | PO5 | PO6 | PO7 | PO8 | PO9 | PO10 | PO11 | PO12 | PSO1 | PSO2 |
| CO1 | S | M | | | | | | | | | | | | |
| CO2 | S | S | | | | | | | | | W | | | |
| CO3 | S | S | | | | | | | | | M | | | |
| CO4 | S | S | | | | | | | | | | | | |
| CO5 | S | S | | | | | | | | | | | | |
| CO6 | S | | | | | | | | | | | | | |

DIRECT

1. Continuous Assessment Test I, II (Theory component)
2. Open Book Test, Assignment, Group Presentation
3. Viva, Experimental Report for each Experiment (lab Component)
4. Model Examination (lab component)
5. End Semester Examination (Theory and lab components)

INDIRECT


1. Course-end survey

PLANE CURVES, PROJECTION OF POINTS, LINES AND PLANES**10 Hours**

Importance of graphics in design process, visualization, communication, documentation and drafting tools, Construction of curves - ellipse, parabola, and hyperbola by eccentricity method only. Orthographic projection of points.

Projections of straight lines located in first quadrant - determination of true length and true inclinations.

Projections of plane surfaces - polygonal lamina and circular lamina, located in first quadrant and inclined to one reference plane.

| |
|---|
|  Signature of BOS chairman, ECE |
|---|

PROJECTION AND SECTION OF SOLIDS**10 Hours**

Projection of simple solids - prism, pyramid, cylinder and cone. Drawing views when the axis of the solid is inclined to one reference plane.

Sectioning of simple solids - prisms, pyramids, cylinder and cone. Obtaining sectional views and true shape when the axis of the solid is vertical and cutting plane inclined to one reference plane.

DEVELOPMENT OF SURFACES, ISOMETRIC PROJECTIONS AND FREE-HAND SKETCHING**10 Hours**

Development of lateral surfaces of truncated prisms, pyramids, cylinders and cones.

Isometric projection, Isometric scale, Isometric views of simple solids, truncated prisms, pyramids, cylinders and cones.

Free hand sketching techniques, sketching of orthographic views from given pictorial views of objects, including free-hand dimensioning.

INTRODUCTION TO AUTOCAD**15 Hours**

Introduction to Drafting Software (AutoCAD) & its Basic Commands. Introduction to coordinate systems, object selection methods, selection of units and precession. sketching – line, circle, arc, polygon, rectangle and ellipse. Working with object snaps, layers and object properties. Editing the objects – copy, move, trim, extend, working with arrays, mirror, scale, hatch, fillet and chamfer.

ISOMETRIC VIEWS WITH AUTOCAD**15 Hours**

Building drawings – Single and double bed room house (sectional Top view only). Introduction to Motion path animation. Isometric views of simple solid blocks.

| | | | | |
|-------------------|--------------------|---------------------|-------------------|-------------------------|
| Theory: 30 | Tutorial: 0 | Practical:30 | Project: 0 | Total : 60 Hours |
|-------------------|--------------------|---------------------|-------------------|-------------------------|

REFERENCES

1. Basant Agrawal and CM Agrawal, Engineering Drawing, McGraw-Hill, New Delhi, First Edition, 2008.
2. Venugopal K. and Prabhu Raja V., Engineering Graphics, New Age International (P) Limited, New Delhi, 2008.
3. Natarajan K.V., Engineering Drawing and Graphics, Dhanalakshmi Publisher, Chennai, 2005.
4. Warren J. Luzadder and Jon. M. Duff, Fundamentals of Engineering Drawing, Prentice Hall of India Pvt. Ltd., New Delhi, Eleventh Edition, 2005.
5. Gopalakrishna K.R., Engineering Drawing (Vol. I & II), Subhas Publications, 2001.
6. James Leach, AutoCAD 2017 Instructor, SDC Publications, 2016.



Signature of BOS chairman, ECE

U18CSI2201

PYTHON PROGRAMMING

(Common to All Branches)

| | | | | |
|---|---|---|---|---|
| L | T | P | J | C |
| 2 | 0 | 2 | 0 | 3 |


COURSE OUTCOMES

AFTER SUCCESSFUL COMPLETION OF THIS COURSE, THE STUDENTS SHOULD BE ABLE TO:

| | |
|-------------|---|
| CO1: | Classify and make use of python programming elements to solve and debug simple logical problems.(K4,S3) |
| CO2: | Experiment with the various control statements in Python.(K3,S2) |
| CO3: | Develop Python programs using functions and strings.(K3,S2) |
| CO4: | Analyze a problem and use appropriate data structures to solve it.(K4,S3) |
| CO5: | Develop python programs to implement various file operations and exception handling.(K3,S2) |

Pre-requisites :-

| CO/PO Mapping (S/M/W indicates strength of correlation) S-Strong, M-Medium, W-Weak | | | | | | | | | | | | | | |
|--|-------------------------|-----|-----|-----|-----|-----|-----|-----|-----|------|------|------|------|------|
| COs | Programme Outcomes(POs) | | | | | | | | | | | | | |
| | PO1 | PO2 | PO3 | PO4 | PO5 | PO6 | PO7 | PO8 | PO9 | PO10 | PO11 | PO12 | PSO1 | PSO2 |
| CO1 | | S | | | M | | | | | M | | M | | |
| CO2 | | | M | | | | | | | M | | M | | |
| CO3 | | | M | | | | | | | M | | M | | M |
| CO4 | S | S | M | | M | | | | | M | | M | M | M |
| CO5 | | | M | | | | | | | M | | M | | |


 Signature of BOS chairman, ECE

COURSE ASSESSMENT METHODS

| |
|--|
| DIRECT |
| <ol style="list-style-type: none"> 1. Continuous Assessment Test I, II (Theory component) 2. Open Book Test, Assignment 3. Viva, Experimental Report for each Experiment (lab Component) 4. Model Examination (lab component) 5. End Semester Examination (Theory and lab components) |
| INDIRECT |
| <ol style="list-style-type: none"> 2. Course-end survey |

THEORY COMPONENT CONTENTS

BASICS OF PYTHON PROGRAMMING

6 Hours

Introduction-Python Interpreter-Interactive and script mode -Values and types, operators, expressions, statements, precedence of operators, Multiple assignments, comments.

CONTROL STATEMENTS AND FUNCTIONS IN PYTHON

6 Hours

Conditional (if), alternative (if-else), chained conditional (if-elif-else)-Iteration-while, for, break, continue, pass – Functions - Introduction, inbuilt functions, user defined functions, passing parameters, return values, recursion, Lambda functions.

DATA STRUCTURES: STRINGS, LISTS and SETS

7 Hours

Strings-String slices, immutability, string methods and operations -Lists-creating lists, list operations, list methods, mutability, aliasing, cloning lists, list and strings, list and functions-list processing-list comprehension, searching and sorting, Sets-creating sets, set operations.

DATA STRUCTURES: TUPLES, DICTIONARIES


5 Hours

Tuples-Tuple assignment, Operations on Tuples, lists and tuples, Tuple as return value- Dictionaries-operations and methods, Nested Dictionaries.

FILES, MODULES, PACKAGES

6 Hours

Files and Exception-Text files, reading and writing files, format Operator-Modules-Python Modules-Creating own Python Modules-packages, Introduction to exception handling.

| |
|---|
|  Signature of BOS chairman, ECE |
|---|

REFERENCES

1. Ashok NamdevKamthane, Amit Ashok Kamthane, “Programming and Problem Solving with Python” , Mc-Graw Hill Education,2018.
2. Allen B. Downey, “Think Python: How to Think Like a Computer Scientist”, Second edition, Updated for Python 3, Shroff / O’Reilly Publishers, 2016.
3. Robert Sedgewick, Kevin Wayne, Robert Dondero, “Introduction to Programming in Python: An Inter-disciplinary Approach”, Pearson India Education Services Pvt. Ltd., 2016.
4. Timothy A. Budd,” Exploring Python”, Mc-Graw Hill Education (India) Private Ltd., 2015.
5. Kenneth A. Lambert, “Fundamentals of Python: First Programs”, CENGAGE Learning, 2012.
6. Charles Dierbach, “Introduction to Computer Science using Python: A Computational Problem Solving Focus”, Wiley India Edition, 2013.

E BOOKS AND ONLINE LEARNING MATERIALS

7. www.mhhe.com/kamthane/python
8. Allen B. Downey, Think Python: How to Think Like a Computer Scientist, Second edition, Updated for Python 3, Shroff / O’Reilly Publishers, 2016
9. (<http://greenteapress.com/wp/think-python/>)

LAB COMPONENT CONTENTS

30 Hours

LIST OF EXPERIMENTS

1. Implement simple python programs using interactive and script mode.
2. Develop python programs using id() and type() functions
3. Implement range() function in python
4. Implement various control statements in python.
5. Develop python programs to perform various string operations like concatenation, slicing, Indexing.
6. Demonstrate string functions using python.
7. Implement user defined functions using python.
8. Develop python programs to perform operations on list
9. Implement dictionary and set in python
10. Develop programs to work with Tuples.
11. Create programs to solve problems using various data structures in python.
12. Implement python program to perform file operations.
13. Implement python programs using modules and packages.

| | | | | |
|------------------|--------------------|----------------------|-------------------|------------------------|
| Theory:30 | Tutorial: 0 | Practical: 30 | Project: 0 | Total: 60 Hours |
|------------------|--------------------|----------------------|-------------------|------------------------|



Signature of BOS chairman, ECE

ONLINE COURSES AND VIDEO LECTURES:

<http://nptel.ac.in>

<https://www.edx.org/course/introduction-to-python-fundamentals-1>

<https://www.edx.org/course/computing-in-python-ii-control-structures-0>

https://www.edx.org/course?search_query=Computing+in+Python+III%3A+Data+Structures



Signature of BOS chairman, ECE

U18INI2600

ENGINEERING CLINIC -II

| L | T | P | J | C |
|---|---|---|---|---|
| 0 | 0 | 4 | 2 | 3 |

Course objectives

- To help the students look into the functioning of simple to complex devices and systems
- To enable the students to design and build simple systems on their own
- To help experiment with innovative ideas in design and team work
- To create an engaging and challenging environment in the engineering lab

Course Outcomes

After successful completion of this course, the students should be able to:

CO1: Identify a practical problem and find a solution

CO2: Understand the project management techniques


CO3: Demonstrate their technical report writing and presentation skills

Pre-requisite:**1. U18INI1600Engineering Clinic I**

| CO/PO MAPPING | | | | | | | | | | | | | | |
|--|---------------------------------|-----|-----|-----|-----|-----|-----|-----|-----|------|------|------|------|------|
| (S/M/W indicates strength of correlation) S-Strong, M-Medium, W-Weak | | | | | | | | | | | | | | |
| COs | PROGRAMME OUTCOMES (POs) | | | | | | | | | | | | | |
| | PO1 | PO2 | PO3 | PO4 | PO5 | PO6 | PO7 | PO8 | PO9 | PO10 | PO11 | PO12 | PSO1 | PSO2 |
| CO1 | S | S | S | S | S | M | W | | S | | | S | | |
| CO2 | | | | | | | | | | | S | | | |
| CO3 | | | | | | | | | | S | | | | |

Course Assessment methods:

| Direct | Indirect |
|----------------------------------|-----------------------|
| 1. Project reviews 50% | 1. Course Exit Survey |
| 2. Workbook report 10% | |
| 3. Demonstration & Viva-voce 40% | |



Signature of BOS chairman, ECE

Content:

The course will offer the students with an opportunity to gain a basic understanding of computer controlled electronic devices and apply the concepts to design and build simple to complex devices. As a practical project based embedded course, the students will be taught the concepts using a variety of reference material available in the public domain. While the course will start with formal instruction on hardware, programming and applications, the major portion of the course will provide the students with ample opportunity to be innovative in designing and building a range of products from toys to robots and flying machines.

In the II semester, students will focus primarily on Raspberry pi based controllers with Python programming

GUIDELINES:

1. Practical based learning carrying credits.
2. Multi-disciplinary/ Multi-focus group of 5-6 students.
3. Groups can select to work on a specific tasks, or projects related to real world problems.
4. Each group has a faculty coordinator/Instructor who will guide/evaluate the overall group as well as individual students.
5. The students have to display their model in the 'Engineering Clinics Expo' at the end of semester.
6. The progress of the course is evaluated based on reviews and final demonstration of prototype.

| | | | | |
|------------------|--------------------|----------------------|--------------------|------------------------|
| Theory: 0 | Tutorial: 0 | Practical: 60 | Project: 30 | Total: 90 Hours |
|------------------|--------------------|----------------------|--------------------|------------------------|



Signature of BOS chairman, ECE

U18VEP2502 INTERPERSONAL VALUES
(Mandatory)

| | | | | |
|----------|----------|----------|----------|----------|
| L | T | P | J | C |
| 0 | 0 | 2 | 0 | 0 |

Course Outcomes

After successful completion of this course, the students should be able to

- CO 1:** Develop a healthy relationship & harmony with others
- CO 2:** Practice respecting every human being
- CO 3:** Practice to eradicate negative temperaments
- CO 4:** Acquire Respect, Honesty, Empathy, Forgiveness and Equality
- CO 5:** Practice Exercises and Meditation to lead a healthy life
- CO 6:** Manage the cognitive abilities of an Individual


Pre-requisites :

1. U18VEP1501 / PERSONAL VALUES

| CO/PO Mapping (S/M/W indicates strength of correlation) S-Strong, M-Medium, W-Weak | | | | | | | | | | | | | | |
|--|-------------------------|-----|-----|-----|-----|-----|-----|-----|-----|------|------|------|------|------|
| COs | Programme Outcomes(POs) | | | | | | | | | | | | | |
| | PO1 | PO2 | PO3 | PO4 | PO5 | PO6 | PO7 | PO8 | PO9 | PO10 | PO11 | PO12 | PSO1 | PSO2 |
| CO1 | | | | | | | | | | S | | | | |
| CO2 | | | | | | | | | S | | | | | |
| CO3 | | | | | | | | | | | M | S | | |
| CO4 | | | | | | M | | | | | | | | |
| CO5 | | | | | | | | | | | | M | | |
| CO6 | | | | | | | | | | | M | | | |

Course Assessment methods

| |
|---|
| Direct |
| 1.Group Activity / Individual performance and assignment 2.Assessment on Value work sheet / Test |
| Indirect |
| 1. Mini project on values / Goodwill Recognition |


Signature of BOS chairman, ECE

Values through Practical activities:

1. Introduction: Introduction to interpersonal values – Developing harmony with others – Healthy relationship – Need & importance of interpersonal values for dealing with others and team - Effective communication with others.

2. Maneuvering the temperaments: From Greed To Contentment - Anger To Tolerance - Miserliness To Charity – Ego To Equality - Vengeance To Forgiveness.

3. Core value :Truthfulness - Honesty –Helping–Friendship – Brotherhood – Tolerance – Caring & Sharing – Forgiveness – Charity –Sympathy — Generosity – Brotherhood - Adaptability.

4.Pathway to Blissful life :

Signs of anger – Root cause – Chain reaction – Evil effects on Body and Mind – Analyzing roots of worries – Techniques to eradicate worries.

5. Therapeutic measures: Spine strengthening exercises - Nero muscular breathing exercises - Laughing therapy - Mindfulness meditation.

| |
|----------------------|
| Workshop mode |
|----------------------|

REFERENCES

1. INTERPERSONAL SKILLS Tutorial (PDF Version) - Tutorialspoint
www.tutorialspoint.com/interpersonal_skills/interpersonal_skills_tutorial.pdf
2. INTERPERSONAL RELATIONSHIPS AT WORK - KI Open Archive - Karolinska
[www. publications.ki.se/xmlui/bitstream/handle/10616/39545/thesis.pdf?sequence=1](http://www.publications.ki.se/xmlui/bitstream/handle/10616/39545/thesis.pdf?sequence=1)
3. VALUES EDUCATION FOR PEACE, HUMAN RIGHTS, DEMOCRACY – UNESCO
www.unesdoc.unesco.org/images/0011/001143/114357eo.pdf
4. MANEUVERING OF SIX TEMPERAMENTS - Vethathiri Maharishi
[www.ijhssi.org/papers/v5\(5\)/F0505034036.pdf](http://www.ijhssi.org/papers/v5(5)/F0505034036.pdf)
5. THE BLISS OF INNER FIRE: HEART PRACTICE OF THE SIX ... - Wisdom Publications -
www.wisdompubs.org/sites/.../Bliss%20of%20Inner%20Fire%20Book%20Preview.pd..



Signature of BOS chairman, ECE

SEMESTER III



Signature of BOS chairman, ECE

U18ECT3101

SIGNALS AND SYSTEMS

| | | | | |
|----------|----------|----------|----------|----------|
| L | T | P | J | C |
| 3 | 1 | 0 | 0 | 4 |

Course Outcomes (COs):

After successful completion of this course, the students should be able to

| | |
|-------------|---|
| CO1: | Distinguish different types of signals and systems (K4). |
| CO2: | Analyze periodic signals using Fourier series (K4). |
| CO3: | Evaluate Continuous Time signals and system by using Fourier Transform (K4). |
| CO4: | Explain sampling of continuous time signals (K2). |
| CO5: | Analyze Discrete Time signals and systems by using DTFT and Z Transform (K4). |

Pre-requisites:-


| CO/PO Mapping: (S/M/W indicates strength of correlation) S-Strong, M-Medium, W-Weak | | | | | | | | | | | | | | |
|---|--------------------|-----|-----|-----|-----|-----|-----|-----|-----|------|------|------|------|------|
| COs | PROGRAMME OUTCOMES | | | | | | | | | | | | | |
| | PO1 | PO2 | PO3 | PO4 | PO5 | PO6 | PO7 | PO8 | PO9 | PO10 | PO11 | PO12 | PSO1 | PSO2 |
| CO1 | S | M | | | | | | | | | | | | M |
| CO2 | S | M | | | | | | | | | | | | M |
| CO3 | S | S | M | M | | | | | | | | | | S |
| CO4 | S | S | | | | | | | | | | | | S |
| CO5 | S | S | M | M | | | | | | | | | | S |

Course Assessment Methods

| |
|--|
| DIRECT |
| Continuous Assessment Test I, II Assignment End Semester Examination |
| INDIRECT |
| Course-end survey |

CONTINUOUS AND DISCRETE TIME SIGNALS AND SYSTEMS**17 Hours**

Continuous Time (CT) & Discrete Time (DT) signals- Classification - standard signals – basic operations on signals - Continuous time and discrete time systems - properties - Linear Time Invariant (LTI) systems- Stability- Causality- Continuous and discrete convolution.

| |
|---|
|  Signature of BOS chairman, ECE |
|---|

FOURIER ANALYSIS OF CT SIGNALS AND SYSTEMS**12 Hours**

Fourier series analysis of periodic signals- spectrum - Properties of Continuous Time Fourier Series (CTFS) - Convergence of CTFS - Representation of aperiodic signals by Continuous Time Fourier Transform (CTFT)- spectrum - Properties of CTFT - Convergence of CTFT - CT system representation by differential equation - Frequency response of systems characterized by differential equations.

SAMPLING**06 hours**

Representation of continuous time signals by its samples - Sampling theorem – Reconstruction of a signal from its samples, aliasing-bandpass sampling.

FOURIER ANALYSIS OF DT SIGNALS AND SYSTEMS**12 Hours**

Discrete Time Fourier Series (DTFS)-spectrum- –properties – Discrete Time Fourier Transform (DTFT) – Properties – discrete time system representation by difference equations – Frequency response of systems characterized by difference equations.

Z TRANSFORM ANALYSIS OF SIGNALS AND SYSTEMS**13 Hours**

Z transform – RoC –Forward and Inverse Transform use Residue, long Division, Partial Fraction methods - Properties of Z transform – Pole-zero plot- Analysis and characterization of LTI system using Z transform- frequency response of DT systems

Theory: 45

Tutorial: 15

Practical: 0

Project: 0

Total: 60 Hours

REFERENCES:

1. Alan V. Oppenheim, Alan S. Willsky, S. Hamid Nawab, “Signals and Systems”, Pearson Education, 2nd Edition, 2015.
2. Simon Haykin, Barry Van Veen, “Signals and Systems”, John Wiley & Sons, 3rd Edition, 2012.
3. H. P. Hsu, “Signals and Systems” Schaum’s Outline Series, McGraw Hill Professional, 3rd Edition, 2013
4. John G Proakis and Manolakis, “Digital Signal Processing Principles, Algorithms and Applications”, Pearson Education, 4th Edition, 2014.
5. M. J. Roberts, “Signals and Systems Analysis using Transform method and MATLAB”, McGraw-Hill Education, Second Edition, 2011.
6. K. Lindner, “Signals and Systems”, McGraw Hill International, 1999



Signature of BOS chairman, ECE

U18ECI3202 ELECTRON DEVICES AND CIRCUITS

| | | | | |
|----------|----------|----------|----------|----------|
| L | T | P | J | C |
| 3 | 0 | 2 | 0 | 4 |

Course Outcomes (COs):

After successful completion of this course, the students should be able to

| | |
|-------------|---|
| CO1: | Analyze the characteristics of semiconductor devices. (K4,S3). |
| CO2: | Design and analyze amplifier circuits(K4) |
| CO3: | Explore and verify the frequency response characteristics of amplifier(K3,S3). |
| CO4: | Apply and verify the concepts of Power amplifiers and tuned amplifiers (K3,S3). |
| CO5: | Apply the concepts of devices to design DC power supplies(K3) |

Pre-requisites: -

| CO/PO Mapping: (S/M/W indicates strength of correlation) S-Strong, M-Medium, W-Weak | | | | | | | | | | | | | | |
|---|--------------------|-----|-----|-----|-----|-----|-----|-----|-----|------|------|------|------|------|
| COs | PROGRAMME OUTCOMES | | | | | | | | | | | | | |
| | PO1 | PO2 | PO3 | PO4 | PO5 | PO6 | PO7 | PO8 | PO9 | PO10 | PO11 | PO12 | PSO1 | PSO2 |
| CO1 | M | | S | | | | | | | | | | M | |
| CO2 | S | | | | | | | | | | | | M | |
| CO3 | M | | M | | | | | | | | | | M | |
| CO4 | M | | S | | | | | | | | | | M | |
| CO5 | M | | S | | | | | | | | | | M | |


Course Assessment Methods

| |
|--|
| DIRECT |
| Continuous Assessment Test I, II Assignment End Semester Examination |
| INDIRECT |
| Course-end survey |

SEMICONDUCTOR DIODES AND SPECIAL PURPOSE DIODES
09 Hours

Formation of PN junction – working principle – VI characteristics – PN diode currents – diode current equation – diode resistance – transition and diffusion capacitance – diode models – voltage breakdown in diodes.

Special purpose diodes : Zener diode – Varactor diode – Tunnel diode– Schottky diode, PNP diode - Thyristors– RF diode.

| |
|---|
|  Signature of BOS chairman, ECE |
|---|

BIPOLAR TRANSISTORS**12Hours**

Construction – working – transistor currents – transistor configurations and input-output characteristics – Early effect (base-width modulation) – Ebers Moll model -Field-Effect Transistors : construction, working and VI characteristics of JFET.

MOSFET – enhancement MOSFET, depletion MOSFET, their working principle and VI characteristics, CMOS, MESFET, CCD.

Various biasing methods of BJT and stability factors-JFET & MOSFET biasing.

SMALL-SIGNAL AMPLIFIERS - ANALYSIS AND FREQUENCY RESPONSE **11 Hours**

Small signal model of BJT, BJT amplifiers : CE, CB and CC amplifiers – multistage amplifiers - differential amplifier – designing BJT amplifier (analysis using hybrid $-\pi$ model)

FET amplifiers : CS, CG and CD amplifiers –designing FET amplifier.

Frequency response: Low frequency response of BJT and FET amplifiers – Miller effect capacitance – high frequency response of BJT and FET amplifiers.

POWER AMPLIFIERS AND TUNED AMPLIFIERS**07 Hours**

Power amplifiers : definitions and amplifier types –Class A amplifier – Class B and Class AB push-pull amplifiers – Class C amplifiers- heat sink – designing power amplifier circuits.

Tuned amplifiers– single tuned – double tuned –staggered tuned amplifiers-design of basic tuned amplifier..

DC POWER SUPPLIES**06 Hours**

Rectifiers and Filters : HWR, FWR, full-wave bridge rectifier, power supply filters (ripple factor and efficiency analysis), bleeder resistor.

Voltage regulators: voltage regulation, Zener diode shunt regulator, transistor series regulator, transistor shunt regulator, switching regulators, design of complete DC power supply circuit.

REFERENCES:

1. Jacob Millman, Christos C Halkias, Satyabrata Jit, “Electron Devices and Circuits”, Tata McGraw Hill, 4th Edition ,2015
2. Robert L. Boylestad and Louis Nashelsky, “Electronic Devices and Circuit Theory”, Pearson Education,11th Edition, 2015.
3. Thomas L. Floyd, “Electronic Devices”, 9th edition, Pearson Education, 2012.
4. David A Bell, “Fundamentals of Electronic Devices and Circuits”, Fifth edition Oxford Press, 2009.



Signature of BOS chairman, ECE

5. Adel .S. Sedra, Kenneth C. Smith, Micro Electronic circuits, 6th Edition, Oxford University Press, 2010.

LAB COMPONENT:

LIST OF EXPERIMENTS:

1. Characteristics of PN Junction diode and Zener diode& Regulator using Zener diode
2. Common Emitter/ Common base/Common Collector input-output Characteristics.
3. Characteristics of FET
4. Transfer characteristics of MOSFET
5. Frequency response of single-stage BJT & FET amplifiers.
6. Design of power and tuned amplifier
7. Verifications Of KVL & KCL
8. Verifications of Theorems
9. Development of power supply circuits using devices in PCB

| | | | | |
|------------|-------------|---------------|------------|-----------------|
| Theory: 45 | Tutorial: 0 | Practical: 30 | Project: 0 | Total: 75 Hours |
|------------|-------------|---------------|------------|-----------------|



Signature of BOS chairman, ECE

U18ECI3203

DIGITAL SYSTEM DESIGN

| | | | | |
|----------|----------|----------|----------|----------|
| L | T | P | J | C |
| 3 | 0 | 2 | 0 | 4 |

Course Outcomes (COs):

After successful completion of this course, the students should be able to

- CO1:** Apply Boolean algebra, Karnaugh map and Tabulation method to design combinational logic circuits (K3).
CO2: Design and verify sequential logic circuits using flipflops (K4).
CO3: Apply state machine models to design sequential logic circuits (K4).
CO4: Explain different logic families based on performance (K2).
CO5: Design combinational circuits using programmable logic devices (K3).

Pre-requisites: -

| CO/PO Mapping: (S/M/W indicates strength of correlation) S-Strong, M-Medium, W-Weak | | | | | | | | | | | | | | |
|---|--------------------------|-----|-----|-----|-----|-----|-----|-----|-----|------|------|------|------|------|
| COs | PROGRAMME OUTCOMES (POs) | | | | | | | | | | | | | |
| | PO1 | PO2 | PO3 | PO4 | PO5 | PO6 | PO7 | PO8 | PO9 | PO10 | PO11 | PO12 | PSO1 | PSO2 |
| CO1 | S | M | | | | | | | | | | | | |
| CO2 | S | M | W | | | | | | | | | | | |
| CO3 | S | M | | | | | | | | | | | M | |
| CO4 | S | | | | | | | | | | | | | |
| CO5 | S | M | W | | | | | | | | | | | |

Course Assessment Methods


| DIRECT |
|---|
| Continuous Assessment Test I, II (Theory Component) Assignment (Theory Component) Group Presentation (Theory Component) Pre/Post - experiment Test/Viva; Experimental Report for each experiment (lab component) Model examination (lab component) End Semester Examination (Theory and lab component) |
| INDIRECT |
| Course-end survey |

THEORY COMPONENT CONTENTS**BASIC CONCEPTS OF DIGITAL SYSTEMS****09 Hours**

Review of Number systems, Number Representation, Binary Arithmetic and Logic gates, Boolean algebra, Boolean postulates and laws - De-Morgan's Theorem - Principle of Duality, Simplification using Boolean algebra, Canonical forms - Sum of product and Product of sum - Minimization using Karnaugh map and Tabulation method.

COMBINATIONAL CIRCUITS**09 Hours**

Realization of combinational logic using gates, Design of combinational circuits: Adder, Subtractor, Parallel adder / Subtractor, Carry look ahead adder, Magnitude Comparator, Parity generator and checker, Encoder, Decoder, Multiplexer, Demultiplexer - Function realization using Multiplexer, Decoder - Code converters.



Signature of BOS chairman, ECE

SYNCHRONOUS SEQUENTIAL CIRCUITS**09 Hours**

Flip-flops - SR, JK, D and T- Master-Slave – Triggering - Analysis of clocked sequential circuits - State reduction and assignment - Excitation table – Design procedure - Shift registers - Universal shift registers – Ripple counters - Synchronous counters – Ring counter – Johnson Counter.

ASYNCHRONOUS SEQUENTIAL CIRCUITS**09 Hours**

Algorithmic State Machines (ASM) - Asynchronous sequential logic - Analysis procedure – Circuits with latches – Design procedure – Reduction of State and Flow tables – Race free state assignments – Hazards.

LOGIC FAMILIES AND PROGRAMMABLE DEVICES**09 Hours**

Introduction to Logic families – ECL, TTL & CMOS - Programmable Logic Devices – Programmable Logic Array (PLA) - Programmable Array Logic (PAL) – Implementation of combinational logic circuits using PLA, PAL.

REFERENCES:

1. M. Morris Mano, “Digital Logic and Computer Design”, Pearson Education, 4th Edition, 2016.
2. Donald D.Givone, “Digital Principles and Design”, Tata Mc-Graw Hill Publishing company limited, New Delhi, 2003.
3. Thomas L. Floyd, “Digital Fundamentals”, 10th Edition, Pearson Education, NewDelhi, **2009**.
4. Leach D, Malvino A P & Saha, “Digital Principles and Applications” 8th Edition, Tata McGraw-Hill Publishing Company, 2014.
5. W H Gothman, “Digital Electronics: An introduction to theory and practice”, 2nd Edition, Prentice Hall of India, 2000.
6. John.M Yarbrough, “Digital Logic Applications and Design”, Thomson – Vikas Publishing House, New Delhi, 2002.

LAB COMPONENT CONTENTS**LIST OF EXPERIMENTS****Design and implementation of:**

1. Combinational logic functions
2. Adders and Subtractors
3. Magnitude Comparator
4. Multiplexer and De-multiplexer / Encoders and Decoders
5. Synchronous Counters / Asynchronous Counters

Design, Implementation & Testing of:

6. Op-amp characteristics & Applications
7. Comparator and Schmitt Trigger using Op-amp
8. Waveform generation using Op-amp
9. Active Filters
10. IC555 Timer, ADC and DAC

| | | | | |
|------------|-------------|---------------|------------|-----------------|
| Theory: 45 | Tutorial: 0 | Practical: 30 | Project: 0 | Total: 75 Hours |
|------------|-------------|---------------|------------|-----------------|



Signature of BOS chairman, ECE

U18ECT3004

ELECTROMAGNETIC FIELDS

| | | | | |
|----------|----------|----------|----------|----------|
| L | T | P | J | C |
| 3 | 0 | 0 | 0 | 3 |

Course Outcomes (COs):

After successful completion of this course, the students should be able to

| | |
|-------------|--|
| CO1: | Describe the fundamental concepts of static electric field (K2). |
| CO2: | Explain the fundamental concepts of static magnetic field (K2). |
| CO3: | Solve electrostatic and magneto static boundary problems (K3). |
| CO4: | Analyze the effect of static electric and magnetic fields under various configurations (K4). |
| CO5: | Analyze the significance of Maxwell's equations for time varying field (K4). |
| CO6: | Apply Maxwell's equations to analyze wave propagation in various mediums (K3). |

Pre-requisites:-

| | | | | | | | | | | | | | | |
|---|---------------------------------|------------|------------|------------|------------|------------|------------|------------|------------|-------------|-------------|-------------|-------------|-------------|
| CO/PO Mapping: (S/M/W indicates strength of correlation) S-Strong, M-Medium, W-Weak | | | | | | | | | | | | | | |
| COs | PROGRAMME OUTCOMES (POs) | | | | | | | | | | | | | |
| | PO1 | PO2 | PO3 | PO4 | PO5 | PO6 | PO7 | PO8 | PO9 | PO10 | PO11 | PO12 | PSO1 | PSO2 |
| CO1 | S | | | | | | | | | | | | | M |
| CO2 | S | | | | | | | | | | | | | M |
| CO3 | S | M | | | | | | | | | | | | S |
| CO4 | S | M | M | | | | | | | | | | | S |
| CO5 | S | M | M | | | | | | | | | | | S |
| CO6 | S | M | M | | | | | | | | | | | S |


Course Assessment Methods

| |
|--|
| DIRECT |
| Continuous Assessment Test I, II Assignment End Semester Examination |
| INDIRECT |
| Course-end survey |

STATIC ELECTRIC FIELD**09 Hours**

Co-ordinate Systems – Gradient , Divergence ,Curl – Divergence theorem, Stokes theorem - Coulomb's Law– Electric Field Intensity – Electric Field due to discrete charges, charges distributed uniformly on an infinite line, finite line and infinite sheet.

Electric Scalar Potential – Electric Flux Density – Gauss Law and its applications.

| |
|---|
|  Signature of BOS chairman, ECE |
|---|

STATIC MAGNETIC FIELD**09 Hours**

Biot-Savart's Law– Magnetic Field intensity due to infinite and finite wire carrying current I – Ampere's circuital law. Magnetic flux density – Lorentz force equation – Force on a wire carrying a current placed in a magnetic field – Torque on a loop carrying a current – Magnetic moment – Magnetic Vector Potential

ELECTRIC AND MAGNETIC FIELDS IN MATERIALS**09 Hours**

Poisson's and Laplace's equation – Electric Polarization - Capacitance – Capacitance of parallel plate capacitor and coaxial cable – Capacitance of parallel plate capacitor with two dielectrics – Electrostatic energy - Energy density – Boundary conditions for electric fields – Electric current – Current density – Point form of ohm's law – Continuity equation for current. Inductance – Inductance of loops and solenoids – Mutual inductance – Energy density in magnetic fields – Magnetization and Permeability - Magnetic boundary conditions.

TIME VARYING ELECTRIC AND MAGNETIC FIELDS**09 Hours**

Faraday's law – Transformer and Motional electromotive forces - Displacement current – Maxwell's equations in integral form and differential form – Maxwell's equation in Phasor form - Poynting Vector and the flow of power – Poynting theorem.

Introduction to field computation methods-FDM, FEM, MOM.

ELECTROMAGNETIC WAVES**09 Hours**

Wave equations for conducting and non-conducting media - Wave equations in Phasor form – Uniform plane waves in perfect dielectrics, conductors and free space - Skin effect- Introduction to EM Shielding Case Study: Biological Effects of Electromagnetic Waves

| | | | | |
|------------------|-------------|--------------|------------|-----------------|
| Theory: 45 Hours | Tutorial: 0 | Practical: 0 | Project: 0 | Total: 45 Hours |
|------------------|-------------|--------------|------------|-----------------|

REFERENCES:

1. William H.Hayt, J A Buck, "Engineering Electromagnetics" Tata McGraw Hill Education Private Limited, Seventh Edition, 2012.
2. E.C. Jordan & K.G. Balmain, "Electromagnetic Waves and Radiating Systems," Prentice Hall of India, Second Edition, 2011.
3. S.Ramo, J.R.Whinnery and T.VanDuzer: "Fields and Waves in Communications Electronics" John Wiley & Sons, Third edition, 2003.
4. M.N.O.Sadiku, "Elements of Engineering Electromagnetics", Oxford University Press, Fourth Edition, 2006.
5. Clayton.R.Paul, Keith W.White, Syed.A.Nasar "Introduction to Electro Magnetic Fields", WCB/McGraw-Hill, Third Edition, 2007.
6. David K.Cheng "Field and Wave Electromagnetics" Second Edition, Pearson Education Limited, 2014



Signature of BOS chairman, ECE

U18ECT3105

NETWORK THEORY

| | | | | |
|----------|----------|----------|----------|----------|
| L | T | P | J | C |
| 3 | 1 | 0 | 0 | 4 |

Course Outcomes (COs):

After successful completion of this course, the students should be able to

| | |
|-------------|---|
| CO1: | Illustrate various components of circuit and perform analysis of the electrical networks.(K2) |
| CO2: | Apply circuit theory concepts / theorems to compute DC circuit parameters.(K3) |
| CO3: | Apply circuit theory concepts / theorems to compute AC circuit parameters. (K3) |
| CO4: | Classify the different two port network parameters. (K2) |
| CO5: | Interpret the transient response of RL, RC & RLC circuits. (K2) |
| CO6: | Demonstrate the frequency response of resonance circuits. (K3) |

Pre-requisites: -

| COs | PROGRAMME OUTCOMES | | | | | | | | | | | | | |
|-----|--------------------|-----|-----|-----|-----|-----|-----|-----|-----|------|------|------|------|------|
| | PO1 | PO2 | PO3 | PO4 | PO5 | PO6 | PO7 | PO8 | PO9 | PO10 | PO11 | PO12 | PSO1 | PSO2 |
| CO1 | S | M | | | | | | | S | | | | M | |
| CO2 | S | M | | | | | | | S | | | | M | |
| CO3 | S | M | | | | | | | S | | | | M | |
| CO4 | S | M | | | | | | | S | | | | M | |
| CO5 | S | M | | | | | | | S | | | | M | |
| CO6 | S | M | | | | | | | S | | | | M | |

Course Assessment Methods


| |
|--|
| DIRECT |
| Continuous Assessment Test I, II Assignment End Semester Examination |
| INDIRECT |
| Course-end survey |

DC CIRCUITS ANALYSIS**11 Hours**

Basic Definitions: Charge, Current, Voltage and Power, Circuit elements: Resistors, Inductors, capacitors, Voltage and Current Sources - Ohm's Law, Kirchhoff's Current Law, Kirchhoff's Voltage Law, Circuit elements (R, L, C, Voltage and Current Sources) in Series and Parallel, Voltage and Current Division, Source Transformation, Delta-Star and Star- Delta transformation, Mesh Analysis, super mesh, Nodal analysis, Super node.

NETWORK THEOREMS**10Hours**

Superposition Theorem, Thevenin's Theorem and Norton's Theorem, Maximum Power Transfer Theorem, Reciprocity Theorem, Verification of Theorems.

| |
|---|
|  Signature of BOS chairman, ECE |
|---|

SINUSOIDAL STEADY STATE ANALYSIS**10 Hours**

Sinusoids, Phasors, Phasor representation of R, L and C, Phasor Diagrams, Impedance, Admittance, Susceptance, Conductance and Reactance-Two port networks-Impedance Parameters-Admittance Parameters-Hybrid Parameters-Transmission Parameters, Relation between parameters-

AC CIRCUIT POWER ANALYSIS**08 Hours**

Instantaneous Power, Average Power, RMS Power, Apparent Power and Power Factor, Complex Power, Mesh Analysis & Nodal Analysis, Verification of Maximum Power Transfer theorem.

FIRST ORDER AND SECOND ORDER CIRCUITS**11 Hours**

Basic RL and RC Circuits: The Source-Free RL Circuit, the Source-Free RC Circuit, The Unit Step Function, Driven RL Circuits, Driven RC Circuits- Source free series and parallel RLC circuits.

RESONANCE AND COUPLED CIRCUITS**10 Hours**

Frequency Response of Parallel and Series Resonance circuits-determination of Resonant Frequency, Q – Factor and Bandwidth. Magnetically Coupled Circuits - Self Inductance, Mutual Inductance, Coefficient of Coupling, Energy in a coupled circuit, Linear Transformer, Ideal Transformer.

| | | | | |
|------------|--------------|--------------|------------|-----------------|
| Theory: 45 | Tutorial: 15 | Practical: 0 | Project: 0 | Total: 60 Hours |
|------------|--------------|--------------|------------|-----------------|

REFERENCES:

1. Charles K. Alexander and Mathew N.O. Sadiku, “Fundamentals of Electric Circuits”, 3rd edition, McGraw-Hill, 2008.
2. David E. Johnson, Johnny R. Johnson and John L. Hilburn, “Electric Circuit Analysis”, 2nd edition, Prentice-Hall Int.
3. Murthy K.V.V., Kamath M.S., “Basic Circuit Analysis”, Jaico Publishing House, 1999.
4. Norman Balabanian, “Electric Circuits”, Int. Edition, McGraw-Hill, 1994.
5. Decarlo R.A. and Lin P.M.,” Linear circuit analysis - The time domain, Phasor and Laplace transform approach”, Oxford press, 2nd edition, 2003.
6. William H. Hayt, Jr Jack E. Kemmerly and Steven M. Durbin, “Engineering Circuit Analysis”, 7 th edition, Tata MC GrawHill, 2010
7. Joseph Edministor and Nahvi (Mohmood),” Theory & Problems of Electric Circuits”, 5th edition, MC Graw Hill, 2011.



Signature of BOS chairman, ECE

U18INI3600

ENGINEERING CLINIC -III

| L | T | P | J | C |
|---|---|---|---|---|
| 0 | 0 | 4 | 2 | 3 |

Course objectives

- To help the students look into the functioning of simple to complex devices and systems
- To enable the students to design and build simple systems on their own
- To help experiment with innovative ideas in design and team work
- To create an engaging and challenging environment in the engineering lab

Course Outcomes

After successful completion of this course, the students should be able to:

CO1: Identify a practical problem and find a solution

CO2: Understand the project management techniques


CO3: Demonstrate their technical report writing and presentation skills

Pre-requisite:**1. U18INI2600 Engineering Clinic II**

| CO/PO MAPPING | | | | | | | | | | | | | | |
|--|--------------------------|-----|-----|-----|-----|-----|-----|-----|-----|------|------|------|------|------|
| (S/M/W indicates strength of correlation) S-Strong, M-Medium, W-Weak | | | | | | | | | | | | | | |
| COs | PROGRAMME OUTCOMES (POs) | | | | | | | | | | | | | |
| | PO1 | PO2 | PO3 | PO4 | PO5 | PO6 | PO7 | PO8 | PO9 | PO10 | PO11 | PO12 | PSO1 | PSO2 |
| CO1 | S | S | S | S | S | M | W | | S | | | S | | |
| CO2 | | | | | | | | | | | S | | | |
| CO3 | | | | | | | | | | S | | | | |

Course Assessment methods:

| Direct | Indirect |
|----------------------------------|-----------------------|
| 1. Project reviews 50% | 1. Course Exit Survey |
| 2. Workbook report 10% | |
| 3. Demonstration & Viva-voce 40% | |


 Signature of BOS chairman, ECE

Content:

The course will offer the students with an opportunity to gain a basic understanding of computer controlled electronic devices and apply the concepts to design and build simple to complex devices. As a practical project based embedded course, the students will be taught the concepts using a variety of reference material available in the public domain. While the course will start with formal instruction on hardware, programming and applications, the major portion of the course will provide the students with ample opportunity to be innovative in designing and building a range of products from toys to robots and flying machines.

In the III semester, students will focus primarily on Design project combining concepts learnt in Engineering clinics I and II

GUIDELINES:

1. Practical based learning carrying credits.
2. Multi-disciplinary/ Multi-focus group of 5-6 students.
3. Groups can select to work on a specific task, or projects related to real world problems.
4. Each group has a faculty coordinator/Instructor who will guide/evaluate the overall group as well as individual students.
5. The students have to display their model in the 'Engineering Clinics Expo' at the end of semester.
6. The progress of the course is evaluated based on reviews and final demonstration of prototype.

| | | | | |
|------------------|--------------------|----------------------|--------------------|------------------------|
| Theory: 0 | Tutorial: 0 | Practical: 60 | Project: 30 | Total: 90 Hours |
|------------------|--------------------|----------------------|--------------------|------------------------|



Signature of BOS chairman, ECE

U18VEP3503**FAMILY VALUES**

(Mandatory)

| | | | | |
|----------|----------|----------|----------|----------|
| L | T | P | J | C |
| 0 | 0 | 2 | 0 | 0 |

Course Outcomes

After successful completion of this course, the students should be able to

- CO 1:**Develop skills in maintaining the harmony in the family.
- CO 2:**Create impulsive activities for healthy family
- CO 3:**Be receptive to troubled Individuals
- CO 4:**Gain healthy life by practicing Kundalini Yoga & Kayakalpa
- CO 5:**Possess Empathy among family members.
- CO 6:**Reason the life and its significance


Pre-requisites :

1. U18VEP1501 / PERSONAL VALUES
2. U18VEP2502 / INTERPERSONAL VALUES

| CO/PO Mapping | | | | | | | | | | | | | | |
|--|-------------------------|-----|-----|-----|-----|-----|-----|-----|-----|------|------|------|------|------|
| (S/M/W indicates strength of correlation) S-Strong, M-Medium, W-Weak | | | | | | | | | | | | | | |
| COs | Programme Outcomes(POs) | | | | | | | | | | | | | |
| | PO1 | PO2 | PO3 | PO4 | PO5 | PO6 | PO7 | PO8 | PO9 | PO10 | PO11 | PO12 | PSO1 | PSO2 |
| CO1 | | | | | | | | | S | | | | | |
| CO2 | | | | | | | M | | | | | | | |
| CO3 | | | | | | | | | | M | | | | |
| CO4 | | | | | | | | | | | | S | | |
| CO5 | | | | | | S | | | | | | | | |
| CO6 | | | | | | | | M | | | | | | |

Course Assessment methods

| |
|---|
| Direct |
| 1.Group Activity / Individual performance and assignment 2.Assessment on Value work sheet / Test |
| Indirect |
| 1. Mini project on values / Goodwill Recognition |


 Signature of BOS chairman, ECE

Values through Practical activities:

1. **Family system:** Introduction to Family Values – elements of family values - Adjustment, Tolerance, Sacrifice - Family structure in different society – work life balance.
2. **Peace in Family :**Family members and their responsibility - Roles of parents, children, grand parents -. Respectable women hood
3. **Core value: Empathy:** Unconditional love - Respect - Compassion - sacrifice–Care &share - helping – emotional support- hospitality – cleanliness
4. **Blessing:** Blessing - methods - Vibration effect - Benefits - Reason for misunderstanding in the Family and resolution through blessings.
5. **Healthy Family:** Good relationship with neighbors - Counseling - Simplified Kundalini Yoga - Kaya Kalpa Yoga

| |
|----------------------|
| Workshop mode |
|----------------------|

REFERENCES

1. FAMILY - www.download.nos.org/331courseE/L-13%20FAMILY.pdf
2. FRAMEWORK FOR ACTION ON VALUES EDUCATION IN EARLY CHILDHOOD – UNESCO – PDF –www.unesdoc.unesco.org/images/0012/001287/128712e.pdf
3. TRUE FAMILY VALUES Third Edition - Tparents Home_ www.tparents.org/Library/Unification/Books/TFV3/_TFV3.pdf
4. FAMILY VALUES IN A HISTORICAL PERSPECTIVE - The Tanner Lectureson www.tannerlectures.utah.edu/_documents/a-to-z/s/Stone95.pdf
5. PROBLEMS OF INDIA'S CHANGING FAMILY AND STATE ... - the United Nations - www.un.org/esa/socdev/family/docs/egm09/Singh.pdf



Signature of BOS chairman, ECE

U18CHT3000

Environmental Science and Engineering
(Common to All branches)

| L | T | P | J | C |
|---|---|---|---|---|
| 3 | 0 | 0 | 0 | 0 |

Course Outcomes


After successful completion of this course, the students would be able to

- CO 1: Analyze the impact of engineering solutions in a global and societal context.
 CO 2: Discuss contemporary issues that results in environmental degradation and would attempt to provide solutions to overcome those problems.
 CO 3: Highlight the importance of ecosystem and biodiversity.
 CO 4: Consider issues of environment and sustainable development in his/her personal and professional undertakings.
 CO 5: Paraphrase the importance of conservation of resources.
 CO 6: Play an important role in transferring a healthy environment for future generations.

| CO/PO Mapping | | | | | | | | | | | | | | |
|--|--------------------------|-----|-----|-----|-----|-----|-----|-----|-----|------|------|------|------|------|
| (S/M/W indicates strength of correlation) S-Strong, M-Medium, W-Weak | | | | | | | | | | | | | | |
| COs | PROGRAMME OUTCOMES (POs) | | | | | | | | | | | | | |
| | PO1 | PO2 | PO3 | PO4 | PO5 | PO6 | PO7 | PO8 | PO9 | PO10 | PO11 | PO12 | PSO1 | PSO2 |
| CO1 | | M | | | | | S | | M | | | | | |
| CO2 | | | | | | M | | | | M | | | | |
| CO3 | | | | | | | M | | | | | | | |
| CO4 | | | | | | M | S | | | | | | | |
| CO5 | | | | | | | S | | | | | | | |
| CO6 | | | W | | | | S | | | | | M | | |

Course Assessment methods

| Direct | Indirect |
|---|-------------------|
| 1. Internal Test I 2. Internal Test II 3. Assignment 4. Group presentation | Course end survey |


 Signature of BOS chairman, ECE

INTRODUCTION TO ENVIRONMENTAL STUDIES AND NATURAL RESOURCES

14 Hours

Definition, scope and importance – Need for public awareness – Forest resources: Use and over-exploitation, deforestation, case studies – Timber extraction, mining, dams and their effects on forests and tribal people.

Water resources: Use and overutilization of surface and ground water, conflicts over water, dams – benefits and problems – Water conservation, rain water harvesting, watershed management.

Mineral resources: Use and exploitation, environmental effects of extracting and using mineral resources, case studies.

Food resources: World food problems, changes caused by agriculture and overgrazing, effects of modern agriculture, fertilizer-pesticide problems, case studies.

Energy resources: Growing energy needs, renewable and nonrenewable energy sources, use of alternate energy sources, case studies.

Land resources: Land as a resource, land degradation, man induced landslides, soil erosion and desertification, Wasteland reclamation – Role of an individual in conservation of natural resources.

ECOSYSTEMS AND BIODIVERSITY

9 Hours

ECOSYSTEM: Concept of an ecosystem – Structure and function of an ecosystem: Producers, consumers and decomposers, Food chain, Food web, Energy flow in the ecosystem and Ecological pyramids – Ecological succession – Introduction, types, characteristic features, structure and function of the (a) Forest ecosystem (b) Grassland ecosystem (c) Desert ecosystem (d) Aquatic ecosystems (ponds, streams, lakes, rivers, oceans, estuaries).

BIODIVERSITY: Introduction to Biodiversity – Definition: genetic, species and ecosystem diversity – Bio geographical classification of India – Value of biodiversity: consumptive use, productive use, social, ethical, aesthetic values – India as a mega-diversity nation – Hot-spots of biodiversity – Threats to biodiversity: habitat loss, poaching of wildlife, man-wildlife conflicts – Endangered and endemic species of India – Conservation of biodiversity: In-situ and Ex-situ conservation of biodiversity.

ENVIRONMENTAL POLLUTION


8 Hours

Definition – Causes, effects and control measures of: (a) Air pollution – Organic and inorganic pollution – cyclone separator, electrostatic precipitator (b) Water pollution (c) Heavy metal pollution (d) Noise pollution (e) Thermal pollution (f) Nuclear hazards – Role of an individual in prevention of pollution – Pollution case studies – Solid waste and hazardous Management: Causes, effects and control measures from factories, small scale and large scale industries – Waste minimization – Disaster management: floods, earthquake, cyclone and landslides.

SOCIAL ISSUES AND THE ENVIRONMENT

7 Hours

From Unsustainable to Sustainable development – Urban problems related to energy – Resettlement and rehabilitation of people; its problems and concerns, case studies – Issues and possible solutions – Climate change, global warming, acid rain, ozone layer depletion – Environment Protection Act – Air (Prevention and Control of Pollution) Act – Water (Prevention and control of Pollution) Act – Wildlife Protection Act – Forest Conservation Act – Issues involved in enforcement of environmental legislation – Human Rights.


Signature of BOS chairman, ECE

HUMAN POPULATION AND THE ENVIRONMENT**7 Hours**

Population growth and explosion – Welfare Program – Environment and human health – Communicable disease – Role of Information Technology in Environment and human health – Case studies.

Theory: 45 Hours**Total: 45 Hours****REFERENCES**

1. G. Tyler Miller and Scott Spoolman, 'Environmental Science', Fourteenth Edition, Brooks Cole, 2012.
2. Gilbert M. Masters and Wendell P. Ela, 'Introduction to Environmental Engineering and Science', Third Edition, Pearson Education, 2013.
3. Bharucha Erach, 'The Biodiversity of India', Mapin Publishing Pvt. Ltd., Ahmedabad, 2002.
4. Trivedi R.K and P.K.Goel, 'Introduction to Air Pollution', Techno-Science Publications, 2003.
5. Trivedi R.K., 'Handbook of Environmental Laws, Rules, Guidelines, Compliances and Standards', Vol. I and II, Enviro Media, 1996.
6. Cunningham, W.P.Cooper and T.H.Gorhani, 'Environmental Encyclopedia', Jaico Publication House, Mumbai, 2001.
7. Wager K.D., 'Environmental Management', W.B. Saunders Co., Philadelphia, USA, 1998.
8. Colin R. Townsend, Michael Begon and John L. Harper, 'Essentials of Ecology', Third Edition, Blackwell Publishing, 2008.



Signature of BOS chairman, ECE

SEMESTER IV



Signature of BOS chairman, ECE

U18ECI4201

DIGITAL SIGNAL PROCESSING

| | | | | |
|----------|----------|----------|----------|----------|
| L | T | P | J | C |
| 3 | 0 | 2 | 0 | 4 |

Course Outcomes (COs):

After successful completion of this course, the students should be able to

CO1: Apply DFT algorithm for signal analysis (K4).

CO2: Design, implement and analyze IIR filter for the given specification (K4). **CO3:**

Design, implement and analyze FIR filter for the given specification (K4). **CO4:**

Compare different structures for filter implementations (K4).

CO5: Analyze the effect of finite word length (K3).

CO6: Compare DSP Processor Architectures (K2).

Pre-requisites:

1. U18ECT3101 Signals and Systems


| CO/PO Mapping: (S/M/W indicates strength of correlation) S-Strong, M-Medium, W-Weak | | | | | | | | | | | | | | |
|---|--------------------|-----|-----|-----|-----|-----|-----|-----|-----|------|------|------|------|------|
| COs | PROGRAMME OUTCOMES | | | | | | | | | | | | | |
| | PO1 | PO2 | PO3 | PO4 | PO5 | PO6 | PO7 | PO8 | PO9 | PO10 | PO11 | PO12 | PSO1 | PSO2 |
| CO1 | S | S | M | | S | | | | M | M | | | | S |
| CO2 | S | S | M | | S | | | | M | M | | | | S |
| CO3 | S | S | M | | S | | | | M | M | | | | S |
| CO4 | S | M | | | | | | | | | | | | S |
| CO5 | S | M | | | | | | | | | | | | S |
| CO6 | S | M | | | M | | | | | | | | | S |

Course Assessment Methods

| |
|--|
| DIRECT |
| Continuous Assessment Test I, II (Theory Component) Assignment (Theory Component) Pre/Post - experiment Test/Viva; Experimental Report for each experiment (Lab component) Model examination (lab component) End Semester Examination (Theory and lab component) |
| INDIRECT |
| Course-end survey |

DISCRETE FOURIER TRANSFORM**09 Hours**

DFT and its properties, Relation between DTFT and DFT, Radix-2 FFT algorithms –DFT computation using Decimation in time and Decimation in frequency algorithms, Overlap-add and save Methods.

| |
|---|
|  Signature of BOS chairman, ECE |
|---|

INFINITE IMPULSE RESPONSE DIGITAL FILTERS**12 Hours**

Design of analog Butterworth and Chebyshev Filters – Frequency transformation in analog domain – Design of IIR digital filters - Impulse invariance techniques, Bilinear transform – Prewarping – Realization of IIR filters - Direct, cascade and parallel forms, Lattice structure.

FINITE IMPULSE RESPONSE DIGITAL FILTERS**12 Hours**

Linear phase FIR filters – Design using Rectangular, Hamming, Hanning and Blackmann Windows – Frequency sampling method – Realization of FIR filters – Direct form and Lattice structure

FINITE WORD LENGTH EFFECTS**06 Hours**

Representation of numbers, Quantization of filter coefficients in IIR and FIR filters, Round off effects in digital filters –Limit cycle Oscillations, Scaling, Quantization effect in fixed point realization of digital filters.

DSP ARCHITECTURE**06 Hours**

Comparison of Von-Neumann and Harvard architecture - Architecture of TMS320C67XX Processors- Addressing modes- Memory organization - Program Control – Pipelining- On-Chip Peripherals- Interrupts.

REFERENCES:

1. John G Proakis and Manolakis, “Digital Signal Processing Principles, Algorithms and Applications”, Pearson, Fourth Edition, 2014.
2. Venkataramani B, and Bhaskar M, “Digital Signal Processors: Architecture, Programming & Applications”, Tata McGraw Hill, New Delhi, 2011.
3. Monson H.Hayes, “Digital Signal Processing ”Schaum’s Outline Series, McGraw Hill Professional, 2nd Edition,2011
4. Johnny R. Johnson, “Introduction to Digital Signal Processing”, PHI, 2006.
5. S.K. Mitra, “Digital Signal Processing, A Computer Based approach”, Tata McGrawHill,, 4th Edition, 2013.
6. E.C. Ifeachor and B.W. Jervis, “Digital signal processing – A Practical approach”, Second edition, Pearson, 2002.

LAB COMPONENT**LIST OF EXPERIMENTS**

1. Generate and perform operations on signals
2. Pole Zero plot and stability analysis of systems.
3. Convolution and correlation.
4. Implementation of algorithms for DFT/IDFT.
5. Spectral analysis of Sampled signal
6. Design of FIR filters.
7. Design of IIR filters.

Experiments using TMS320C67XX

8. Filter implementation
9. Verify DSP concepts with real time signals.

Theory: 45**Tutorial:0****Practical: 30****Project: 0****Total: 75 Hours**


Signature of BOS chairman, ECE

U18ECI4202 ANALOG ELECTRONICS AND INTEGRATED CIRCUITS

| L | T | P | J | C |
|---|---|---|---|---|
| 3 | 0 | 2 | 0 | 4 |

Course Outcomes (COs):

After successful completion of this course, the students should be able to

- CO1:** Design and verify feedback amplifiers, LC and RC oscillators(K3,S3)
- CO2:** Describe the characteristics of operational amplifiers (K2).
- CO3:** Develop and analyze operational amplifier application circuits (K4,S3).
- CO4:** Build data converters for the given specifications (K3).
- CO5:** Operate 555 timer circuit and generate waveforms(K3,S3)

Pre-requisites:

1.U18ECI3202 Electron Devices and circuits

| COs | PROGRAMME OUTCOMES | | | | | | | | | | | | | |
|-----|--------------------|-----|-----|-----|-----|-----|-----|-----|-----|------|------|------|------|------|
| | PO1 | PO2 | PO3 | PO4 | PO5 | PO6 | PO7 | PO8 | PO9 | PO10 | PO11 | PO12 | PSO1 | PSO2 |
| CO1 | M | | M | | | | | | | | | | S | |
| CO2 | M | | | | | | | | | | | | S | |
| CO3 | S | | S | M | M | | | | | | | | S | |
| CO4 | M | | M | | | | | | | | | | S | |
| CO5 | M | | | | | | | | | | | | S | |


Course Assessment Methods

| |
|--|
| DIRECT |
| Continuous Assessment Test I, II Assignment End Semester Examination |
| INDIRECT |
| Course-end survey |

FEEDBACK AMPLIFIER & OSCILLATORS

09 Hours

Feedback Concepts – gain with feedback – effect of feedback on gain stability, distortion, bandwidth, input and output impedances; topologies of feedback amplifiers – analysis of series-series, shunt-shunt and shunt- series feedback amplifiers-Oscillators: Hartleys&Colpitt’s oscillators- phase shift&Wien bridge.


 Signature of BOS chairman, ECE

BASICS OF OPERATIONAL AMPLIFIERS**09 Hours**

Current mirror and current sources, Current sources as active loads- BJT Differential amplifier with active loads, Ideal Operational Amplifier - General operational amplifier stages -and internal circuit diagrams of IC 741, Open and closed loop configurations, DC and AC performance characteristics, slew rate, Frequency compensation.

APPLICATIONS OF OPERATIONAL AMPLIFIERS**12 Hours**

Inverting & Non-inverting voltage amplifiers - Voltage follower - Summing, scaling & averaging amplifiers - AC amplifiers. Instrumentation Amplifiers -Differentiators and Integrators -Second order active filters Precision Rectifiers – Wave Shaping Circuits (Clipper and Clampers) – Log and Antilog Amplifiers – Analog voltage multiplier circuit and its applications –Comparators, Schmitttrigger and its applications – Sample and Hold circuit. .

WAVEFORM GENERATORS AND PLL**08 Hours**

Waveform Generators: Sine-wave Generators – Square / Triangle / Saw-tooth Wave generators. IC 555 Timer: Monostable operation and its applications – Astable operation and its applications. PLL: Operation of the Basic PLL-Closed loop analysis of PLL-Voltage Controlled Oscillator-PLL applications.

DATA CONVERTORS**07 Hours**

Digital to Analog Conversion: DAC Specifications – DAC circuits – Weighted Resistor DAC-R-2R Ladder Analog to Digital conversion: ADC specifications-ADC circuits-Ramp Type ADC-Successive Approximation ADC-Dual Slope ADC-Flash Type ADC.

REFERENCES:

1. Millman and Halkias. C., Integrated Electronics, Second edition TMH, 2009
2. D.Roy Choudhry, Shail Jain, —Linear Integrated Circuits, New Age International Pvt. Ltd., Fifth Edition,2018
3. Ramakant A. Gayakwad, —OP-AMP and Linear ICs, 4th Edition, Prentice Hall / Pearson Education, 2015.
4. Robert F.Coughlin, Frederick F.Driscoll,-Operational Amplifiers and Linear Integrated Circuits, Sixth Edition, PHI, 2001.
5. S.Salivahanan& V.S. Kanchana Bhaskaran, —Linear Integrated Circuits, TMH,2nd Edition, 4th Reprint, 2016.
6. Sergio Franco, —Design with Operational Amplifiers and Analog Integrated Circuits, 4th Edition, Tata Mc Graw-Hill, 2016



Signature of BOS chairman, ECE

LAB COMPONENT:**LIST OF EXPERIMENTS:**

1. Frequency response of Feedback Amplifier.
2. Design of Oscillator circuits
3. Basic op-amp circuits inverting & non-inverting amplifiers, adders and subtractors.
4. Linear applications of op-amp: Integrator and Differentiator.
5. Non-linear application of op-amp: precision rectifiers and comparators.
6. 555 Timer – Astable and Monostable Multivibrator.
7. Design of Active Filters LPF& HPF.
8. Simulation experiments using PSPICE or Multisim.
9. Development of application circuits using IC's

| | | | | |
|-------------------|-------------------|----------------------|-------------------|------------------------|
| Theory: 45 | Tutorial:0 | Practical: 30 | Project: 0 | Total: 75 Hours |
|-------------------|-------------------|----------------------|-------------------|------------------------|



Signature of BOS chairman, ECE

| | | | | |
|----------|----------|----------|----------|----------|
| L | T | P | J | C |
| 3 | 1 | 0 | 0 | 4 |

Course Outcomes (COs):

After successful completion of this course, the students should be able to

- CO1:** Analyze random or unpredictable experiments and investigate important features of random experiments and analyze various distributions.(K3)
- CO2:** Construct probabilistic models for observed phenomena through distributions.(K3)
- CO3:** Analyze various random processes with practical applications.(K4)
- CO4:** Analyze correlation related to various random processes and establish the properties of spectral densities.(K4)
- CO5:** Analyze linear time invariant systems performance for random inputs.(K4)

Pre-requisites: -


| CO/PO Mapping: (S/M/W indicates strength of correlation) S-Strong, M-Medium, W-Weak | | | | | | | | | | | | | | |
|---|--------------------|-----|-----|-----|-----|-----|-----|-----|-----|------|------|------|------|------|
| COs | PROGRAMME OUTCOMES | | | | | | | | | | | | | |
| | PO1 | PO2 | PO3 | PO4 | PO5 | PO6 | PO7 | PO8 | PO9 | PO10 | PO11 | PO12 | PSO1 | PSO2 |
| CO1 | S | S | | | | | | | | | | | | M |
| CO2 | S | S | | | | | | | | | | | | M |
| CO3 | S | S | M | M | | | | | | | | | | M |
| CO4 | S | S | M | M | | | | | | | | | | M |
| CO5 | S | S | M | M | | | | | | | | | | M |

Course Assessment Methods

| |
|---|
| DIRECT |
| <ol style="list-style-type: none"> Continuous Assessment Test I, II Open book test; Cooperative learning report, Assignment; Journal paper review, Group Presentation, Project report, Poster preparation, Prototype or Product Demonstration etc. (as applicable) End Semester Examination |
| INDIRECT |
| Course-end survey |

BASIC CONCEPTS OF PROBABILITY**09 Hours**

Sets: Definition and Operations, Probability: Definition through Sets, Joint and Conditional Probabilities, Baye's theorem

| |
|---|
|  Signature of BOS chairman, ECE |
|---|

RANDOM VARIABLES**09 Hours**

Random variable – Definition, Discrete and Continuous Random Variables – Probability Density Functions, Probability Distribution Functions – Properties – Gaussian, Binominal, Poisson, Uniform, Exponential Distributions and their properties – Operations on one random variable.

Multiple Random Variables: - Joint Density and Distribution Functions – Marginal and conditional distributions – Properties – Operations on multiple random variables.

RANDOM PROCESSES**09 Hours**

Random Process – Stationary Process – Wide sense stationary and Ergodic processes– Gaussian

Random Process – Markov process–Markov chain–Poisson process

CORRELATION AND SPECTRAL DENSITIES**09 Hours**

Correlation: Autocorrelation, Cross Correlation and their properties – Covariance– Regression – Central Limit Theorem.

Power spectral density and its properties – Cross power spectral density and its properties – Relationship between power spectrum and correlations – Wiener-Khintchine relation.

OPTIMUM FILTERING**09 Hours**

Linear time invariant system – System transfer function – Properties – Linear systems with random inputs – Autocorrelation and Cross Correlation of inputs and outputs – Spectral Characterization – Optimum linear time invariant systems – Matched Filter – Properties.

Theory: 45**Tutorial: 15****Practical: 0****Project: 0****Total: 60 Hours****REFERENCES:**

1. Peebles. P.Z., "Probability, Random Variables and Random Signal Principles", Tata McGraw Hill, 4th Edition, New Delhi, 2002.
2. Cooper. G.R., McGillem. C.D., "Probabilistic Methods of Signal and System Analysis", 3rd Indian Edition, Oxford University Press, New Delhi, 2012.
3. Miller. S.L. and Childers. D.G., "Probability and Random Processes with Applications to Signal Processing and Communications", Academic Press, 2004.
4. Stark. H, and Woods. J.W., "Probability and Random Processes with Applications to Signal Processing", 3rd Edition, Pearson Education, Asia, 2002.
5. Yates. R.D. and Goodman. D.J., "Probability and Stochastic Processes", 2nd Edition, Wiley India Pvt. Ltd., Bangalore, 2012.



Signature of BOS chairman, ECE

U18ECT4104

**TRANSMISSION LINES AND
WAVEGUIDES**

| | | | | |
|----------|----------|----------|----------|----------|
| L | T | P | J | C |
| 3 | 1 | 0 | 0 | 4 |

Course Outcomes (COs):

After successful completion of this course, the students should be able to

- CO1:** Discuss the fundamental concepts of wave propagation in Transmission Lines and Wave Guides (K2).
- CO2:** Analyze the line parameters and various losses in transmission lines (K3).
- CO3:** Apply smith chart for line parameter and impedance calculations (K4).
- CO4:** Evaluate the characteristics of Parallel plane and Rectangular wave guides (K3).
- CO5:** Evaluate the characteristics of Circular wave guides and Rectangular cavity resonators (K3).


Pre-requisites:

1. U18ECT3004 Electromagnetic Fields

| CO/PO Mapping: (S/M/W indicates strength of correlation) S-Strong, M-Medium, W-Weak | | | | | | | | | | | | | | |
|---|--------------------|-----|-----|-----|-----|-----|-----|-----|-----|------|------|------|------|------|
| COs | PROGRAMME OUTCOMES | | | | | | | | | | | | | |
| | PO1 | PO2 | PO3 | PO4 | PO5 | PO6 | PO7 | PO8 | PO9 | PO10 | PO11 | PO12 | PSO1 | PSO2 |
| CO1 | S | M | | | | | | | | | | | | |
| CO2 | S | M | | | | | | | | | | | | M |
| CO3 | | S | M | | M | | | | | | | | | M |
| CO4 | S | M | | | | | | | | | | | | |
| CO5 | S | M | | | | | | | | | | | | |

Course Assessment Methods

| |
|--|
| DIRECT |
| Continuous Assessment Test I, II Assignment End Semester Examination |
| INDIRECT |
| Course-end survey |


 Signature of BOS chairman, ECE

TRANSMISSION LINE THEORY**12 Hours**

Transmission lines – Line parameters - General Solution of the transmission line – Standard forms for voltage and current - The infinite line – The two standard forms for the input impedance of a transmission line.

Characteristic impedance and Propagation Constant.

Waveform distortion – distortion less transmission line – Loading of transmission lines, Transfer impedance - Reflection factor, reflection loss, return loss, Insertion loss

TRANSMISSION LINE AT RADIO FREQUENCIES**12 Hours**

Standing waves and standing wave ratio on a line – Eighth wave line – Quarter wave line and the half wave line – Smith Chart – Applications of the Smith Chart – Problem solving using Smith chart– Single stub matching and Double stub matching.

GUIDED WAVES**12 Hours**

Waves between parallel planes of perfect conductors – Transverse electric and transverse magnetic waves – characteristics of TE and TM Waves – Transverse Electromagnetic waves – Velocities of propagation – component uniform plane waves between parallel planes – Wave impedance.

RECTANGULAR WAVEGUIDES**12 Hours**

Transverse Magnetic Waves in Rectangular Wave guides – Transverse Electric Waves in Rectangular Waveguides – characteristic of TE and TM Waves – Cutoff wavelength and phase velocity – Impossibility of TEM waves in waveguides – Dominant mode in rectangular waveguide – Attenuation of TE and TM modes in rectangular waveguides – Wave impedances– Excitation of modes.

CIRCULAR WAVE GUIDES AND RESONATORS**12 Hours**

Bessel functions – Solution of field equations in cylindrical co-ordinates – TM and TE waves in circular guides – Wave impedances– Dominant mode in circular waveguide – excitation of modes – Microwave cavities, Rectangular cavity resonators, Q factor of rectangular cavity resonator for TE₁₀₁ mode.

Theory: 45**Tutorial: 15****Practical: 0****Project: 0****Total: 60 Hours****REFERENCES:**

1. J.D.Ryder “Networks, Lines and Fields”, PHI, New Delhi, 2003
2. E.C. Jordan and K.G.Balmain “Electro Magnetic Waves and Radiating System”, PHI, New Delhi, 2003.
3. Mathew N. O. Sadiku “Elements of Electro Magnetics”, Seventh edition, Oxford, New York, 2010.
4. Ramo, Whineery and Van Duzer: “Fields and Waves in Communication Electronics” John Wiley, 2003.
5. Clayton. R. Paul, Keith W. Whites, Syed. A. Nasar “Introduction to Electro Magnetic Fields”, Third edition, WCB/McGraw-Hill, 1998.



Signature of BOS chairman, ECE

U18INI4600

ENGINEERING CLINIC IV

| L | T | P | J | C |
|---|---|---|---|---|
| 0 | 0 | 4 | 2 | 3 |

Course objectives

- To help the students look into the functioning of simple to complex devices and systems
- To enable the students to design and build simple systems on their own
- To help experiment with innovative ideas in design and team work
- To create an engaging and challenging environment in the engineering lab

Course Outcomes

After successful completion of this course, the students should be able to:

CO1: Identify a practical problem and find a solution

CO2: Understand the project management techniques

CO3: Demonstrate their technical report writing and presentation skills


Pre-requisite:

1.U18INI3600 Engineering Clinic III

| CO/PO MAPPING | | | | | | | | | | | | | | |
|--|--------------------------|-----|-----|-----|-----|-----|-----|-----|-----|------|------|------|------|------|
| (S/M/W indicates strength of correlation) S-Strong, M-Medium, W-Weak | | | | | | | | | | | | | | |
| COs | PROGRAMME OUTCOMES (POs) | | | | | | | | | | | | | |
| | PO1 | PO2 | PO3 | PO4 | PO5 | PO6 | PO7 | PO8 | PO9 | PO10 | PO11 | PO12 | PSO1 | PSO2 |
| CO1 | S | S | S | S | S | M | W | | S | | | S | | |
| CO2 | | | | | | | | | | | S | | | |
| CO3 | | | | | | | | | | S | | | | |

Course Assessment methods:

| Direct | Indirect |
|----------------------------------|-----------------------|
| 1. Project reviews 50% | 1. Course Exit Survey |
| 2. Workbook report 10% | |
| 3. Demonstration & Viva-voce 40% | |


 Signature of BOS chairman, ECE

Content:

The course will offer the students with an opportunity to gain a basic understanding of computer controlled electronic devices and apply the concepts to design and build simple to complex devices. As a practical project based embedded course, the students will be taught the concepts using a variety of reference material available in the public domain. While the course will start with formal instruction on hardware, programming and applications, the major portion of the course will provide the students with ample opportunity to be innovative in designing and building a range of products from toys to robots and flying machines.

In the IV semester, students will focus primarily on Reverse engineering project to improve performance of a product.

GUIDELINES:

1. Practical based learning carrying credits.
2. Multi-disciplinary/ Multi-focus group of 5-6 students.
3. Groups can select to work on a specific tasks, or projects related to real world problems.
4. Each group has a faculty coordinator/Instructor who will guide/evaluate the overall group as well as individual students.
5. The students have to display their model in the 'Engineering Clinics Expo' at the end of semester.
6. The progress of the course is evaluated based on reviews and final demonstration of prototype.

| | | | | |
|------------------|--------------------|----------------------|-------------------|------------------------|
| Theory: 0 | Tutorial: 0 | Practical: 60 | Project:30 | Total: 90 Hours |
|------------------|--------------------|----------------------|-------------------|------------------------|



Signature of BOS chairman, ECE

U18VEP4504 PROFESSIONAL VALUES
(Mandatory)

| | | | | |
|----------|----------|----------|----------|----------|
| L | T | P | J | C |
| 0 | 0 | 2 | 0 | 0 |

Course Outcomes

After successful completion of this course, the students should be able to

- CO 1:** Develop the ethical values in both professional and personal life
- CO 2:** Develop ability to take decision to reinforce professional life
- CO 3:** Rational in professional skills required for diverse society
- CO 4:** Excel in ingenious attitude to congregate professional life
- CO 5:** Research into the professional stand
- CO 6:** Spruce an Individual with decorum to achieve professional life


Pre-requisites:

1. U18VEP1501 / PERSONAL VALUES
2. U18VEP2502 / INTERPERSONAL VALUES
3. U18VEP3503 / FAMILY VALUES

| CO/PO Mapping | | | | | | | | | | | | | | |
|---|-------------------------|-----|-----|-----|-----|-----|-----|-----|-----|------|------|------|------|------|
| (S/M/W indicates strength of correlation) S-Strong, M-Medium, W-Weak | | | | | | | | | | | | | | |
| COs | Programme Outcomes(POs) | | | | | | | | | | | | | |
| | PO1 | PO2 | PO3 | PO4 | PO5 | PO6 | PO7 | PO8 | PO9 | PO10 | PO11 | PO12 | PSO1 | PSO2 |
| CO1 | | | | | | | | S | | | | | | |
| CO2 | | | | M | | | | | | | | | | |
| CO3 | | | S | | | | | | | | | | | |
| CO4 | | | | | | | | | | | | S | | |
| CO5 | | | | | | | | M | | | | | | |
| CO6 | | | | | | | | | | M | | | | |

Course Assessment methods

| |
|---|
| Direct |
| 1.Group Activity / Individual performance and assignment 2.Assessment on Value work sheet / Test |
| Indirect |
| 1. Mini project on values / Goodwill Recognition |

| |
|---|
|  |
| Signature of BOS chairman, ECE |

Values through Practical activities:

1. **Professional skills With Values:** Positive Attitude, Adaptability, Responsibility, Honesty and Integrity, Self Esteem, & Self Confidence
2. **Building Innovative work cultures:** Creative thinking, Critical thinking, Conflict Resolution, Problem Solving, & Decision making
3. **Professional Work Ethics:** Types of Ethics, Etiquette, personality Grooming, Emotional quotient, Human Dignity, Safety & Role of Professional in Social Responsibility
4. **Engineering Ethics:** Engineering Council of India - Objectives - Code of Ethics - Social responsibility -Professional Quality - Ethical issues - Effects - Strategy – Corruption, Consequences, Cures
5. **Case studies in engineering ethics:** Discussion of case studies relating to Public safety, health, welfare, Quality of product, Improper conduct by management, Product responsibility, Intellectual property

| |
|----------------------|
| Workshop mode |
|----------------------|

REFERENCES

1. LEARNING TO DO SOURCEBOOK 3 - UNESCO-UNEVOC -PDF
www.unevoc.unesco.org/fileadmin/user_upload/pubs/LearningToDo.pdf
2. DECLARATION OF PROFESSIONAL VALUES AND ETHICAL STANDARDS_
www.garda.ie/Documents/User/declarationvalues.pdf
3. KARMA YOGA - SWAMI VIVEKANANDA_
www.vivekananda.net/PDFBooks/KarmaYoga.pdf
4. PROFESSIONAL ETHICS IN ENGINEERING - Sasurie College of Engineering_
www.sasurieengg.com/.../GE2025%20Professional%20Ethics%20in%20Engineering.
5. ENGINEERING ETHICS CASESTUDY; Challenger_
www.ucc.ie/en/processeng/staff/academic/ebyrne/.../PE1006PptNotesLect7.pdf



Signature of BOS chairman, ECE

U18INT4000

CONSTITUTION OF INDIA

| | | | | |
|----------|----------|----------|----------|----------|
| L | T | P | J | C |
| 2 | 0 | 0 | 0 | 0 |

Course Outcomes:

After successful completion of this course, the students will be able to:

- CO 1:** Gain Knowledge about the Constitutional Law of India
CO 2: Understand the Fundamental Rights and Duties of a citizen
CO 3: Apply the concept of Federal structure of Indian Government
CO 4: Analyze the Amendments and Emergency provisions in the Constitution
CO 5: Develop a holistic approach in their life as a Citizen of India

Pre-requisites :-

| CO/PO Mapping | | | | | | | | | | | | | | |
|--|-------------------------|-----|-----|-----|-----|-----|-----|-----|-----|------|------|------|------|------|
| (S/M/W indicates strength of correlation) S-Strong, M-Medium, W-Weak | | | | | | | | | | | | | | |
| COs | Programme Outcomes(POs) | | | | | | | | | | | | | |
| | PO1 | PO2 | PO3 | PO4 | PO5 | PO6 | PO7 | PO8 | PO9 | PO10 | PO11 | PO12 | PSO1 | PSO2 |
| CO1 | | | | | | M | | | W | | | S | | |
| CO2 | | | | | | S | | S | | | | M | | |
| CO3 | | | S | | | | | | M | S | | W | | |
| CO4 | | | | | | | | W | M | | | M | | |
| CO5 | | | | | | M | | M | | | | S | | |
| CO6 | | | | | | | | | | | | | | |

Course Assessment methods

| |
|---|
| Direct |
| 1. Group Activity / Quiz/ Debate / Case studies 2. Class test / Assignment |
| Indirect |
| Surveys |



Signature of BOS chairman, ECE

THEORY COMPONENT:**Module.1: Introduction to Indian Constitution** **4 hours**

Meaning of the constitution law and constitutionalism - Historical perspective of the Constitution
- Salient features and characteristics of the Constitution of India

Module.2: Fundamental Rights **8 hours**

Scheme of the fundamental rights - Right to Equality - Fundamental Right under Article 19 - Scope of the Right to Life and Liberty - Fundamental Duties and its legal status - Directive Principles of State Policy – Its importance and implementation

Module.3: Federal Structure **8 hours**

Federal structure and distribution of legislative and financial powers between the Union and the States - Parliamentary Form of Government in India - The constitutional powers and status of the President of India

Module.4: Amendment to Constitution **6 hours**

Amendment of the Constitutional Powers and Procedure - The historical perspectives of the constitutional amendments in India

Module.5: Emergency Provisions **4 hours**

National Emergency, President Rule, Financial Emergency Local Self Government – Constitutional Scheme in India

| | | | | |
|-------------------|--------------------|---------------------|-------------------|------------------------|
| Theory: 30 | Tutorial: 0 | Practical: 0 | Project: 0 | Total: 30 hours |
|-------------------|--------------------|---------------------|-------------------|------------------------|

REFERENCES

1. Constitution of India - Ministry of Law & Justice - PDF format
awmin.nic.in/coi/coiason29july08.pdf
2. Introduction to the Constitution of India by Durgadas Basu
3. The Constitution of India-Google free material - www.constitution.org/cons/india/const.html
4. Parliament of India-PDF format. download.nos.org/srsec317newE/317EL11.pdf
5. The Role of the President of India – By Prof.Balkrishna
6. Local Government in India - E Book - Pradeep Sachdeva
https://books.google.com/books/.../Local_Government_in_In...



Signature of BOS chairman, ECE

SEMESTER V



Approved by BoS Chairman

U18ECI5201 COMMUNICATION ENGINEERING- I

| L | T | P | J | C |
|---|---|---|---|---|
| 3 | 0 | 2 | 0 | 4 |

Course Outcomes (COs):

After successful completion of this course, the students should be able to

- CO1:** Demonstrate basic building blocks of communication systems (K2).
CO2: Compare the performance of amplitude modulation techniques (K4,S3).
CO3: Implement and analyze angle modulation techniques (K4,S3).
CO4: Discriminate and implement different analog pulse Modulation techniques (K3,S3).
CO5: Apply and demonstrate digital pulse modulation techniques. (K3,S3)

Pre-requisites:

1. U18ECT3101-Signals and Systems

| CO/PO Mapping: (S/M/W indicates strength of correlation) S-Strong, M-Medium, W-Weak | | | | | | | | | | | | | | |
|---|--------------------|-----|-----|-----|-----|-----|-----|-----|-----|------|------|------|------|------|
| COs | PROGRAMME OUTCOMES | | | | | | | | | | | | | |
| | PO1 | PO2 | PO3 | PO4 | PO5 | PO6 | PO7 | PO8 | PO9 | PO10 | PO11 | PO12 | PSO1 | PSO2 |
| CO1 | S | | | | | | | | S | | | | | M |
| CO2 | S | M | | | | | | | S | | | | | M |
| CO3 | S | M | | | | | | | S | | | | | M |
| CO4 | S | M | | | | | | | S | | | | | M |
| CO5 | S | M | | | | | | | S | | | | | M |

Course Assessment Methods

| |
|--|
| DIRECT |
| Continuous Assessment Test I, II (Theory Component) Assignment (Theory Component) Pre/Post - experiment Test/Viva; Experimental Report for each experiment (Lab component) Model examination (lab component) End Semester Examination (Theory and lab component) |
| INDIRECT |
| Course-end survey |

THEORY COMPONENT CONTENT:**INTRODUCTION****09 Hours**

Electronic Communication Systems – Electromagnetic Spectrum –Communication Channels. Representation of signals: Hilbert transform – I-Q Representation of pass-band signal.

Noise – Types of noise –Signal to noise ratio – Noise Factor – Noise Figure - Mathematical Representation of White noise and Narrowband Noise.



Approved by BoS Chairman

AMPLITUDE MODULATION**12 Hours**

Linear summing, Nonlinear mixing - Multiplexing-Modulation, Need for Modulation - Principles of Amplitude modulation - Mathematical Representation, Waveforms – Spectrum – Bandwidth – Phasor representation, Power Relations. Types - DSBFC, DSBSC, SSBSC, VSB – Square law, Switching Modulators, Generation of AM Signal - Class A Modulator, Balanced Ring Modulator, Filter Method, Phase Shift Method, Demodulation of AM Signal - Coherent Detection– Costas Loop, Envelope Detector. AM Transmitter - Receiver Characteristics - Super heterodyne Receiver - Noise in AM receivers

ANGLE MODULATION**12 Hours**

Basic Principles – Types of Angle Modulation: Frequency Modulation, Phase Modulation – Mathematical Representation – Waveforms – Spectrum – Bandwidth – Power – Relationship between FM and PM – Narrowband and Wideband FM – Phasor Representation.

Generation of FM signal - FM Reactance modulator – Direct and Indirect FM Transmitters-Demodulation of FM Signals: Tuned Circuit Frequency Discriminators – Balanced slope detector, Foster-Seely Discriminator – PLL – FM receiver. Noise in FM Receivers – Pre-emphasis and De-emphasis – Capture effect – Threshold effect – Performance Comparison of AM and FM Systems.

04 Hours

PULSE ANALOG MODULATION SCHEMES: Analog pulse modulation- PAM, PPM, PWM, Case study – Impulse Radio.

08 Hours

BASEBAND PULSE DIGITAL MODULATION SCHEMES: Pulse Code Modulation – Quantization-Companding- A-law & μ -law algorithms – Linear Prediction - Differential Pulse Code Modulation, Adaptive differential pulse code modulation – Delta Modulation-Adaptive Delta Modulation. Line coding techniques- NRZ / RZ – unipolar, polar, bipolar and biphase signals.

REFERENCES:

1. Simon Haykin, “Communication Systems”, John Wiley & Sons, Fifth Edition, 2009.
2. Herbert Taub, Donald L Schilling and GoutamSaha, “Principles of Communication S ystems”, McGraw Hill, Fourth Edition, 2013.
3. B.P.Lathi, ZhiDing. “ Modern Digital and Analog Communication Systems”, Oxford University Press, F ourth Edition, 2009.
4. John G. Proakis, MasoudSalehi, “Communication Systems Engineering”, Pearson Education, 2008.
5. Ferrel G. Stremler, “ Introduction to Communication Systems”, Prentice-Hall, Fourth Edition, 2001.
6. W. Tomasi, “Electronic Communication Systems”, Prentice-Hall, Fourth Edition 2001.



Approved by BoS Chairman

LAB COMPONENT CONTENT:**LIST OF EXPERIMENTS****Design, Implementation/simulation analysis of the following:**

1. Amplitude Modulation and demodulation.
2. Frequency Modulation and demodulation.
3. Pre-emphasis and de-emphasis.
4. RF mixer circuit and IF amplifier
5. Audio amplifier.
6. Analog Pulse Modulation.
7. AM and FM receiver characteristics
8. Line coding techniques.
9. Digital Pulse Modulation Techniques.

| | | | | |
|-------------------|--------------------|----------------------|-------------------|------------------------|
| Theory: 45 | Tutorial: 0 | Practical: 30 | Project: 0 | Total: 75 Hours |
|-------------------|--------------------|----------------------|-------------------|------------------------|



Approved by BoS Chairman

U18ECI5202

**COMPUTER ARCHITECTURE AND
MICROPROCESSORS**

| | | | | |
|----------|----------|----------|----------|----------|
| L | T | P | J | C |
| 3 | 0 | 2 | 0 | 4 |

Course Outcomes (COs):

After successful completion of this course, the students should be able to

CO1: Elucidate the architectures 8085 and 8086 (K2).

CO2: Develop and verify ALPs using 8085/8086 (K3,S3)

CO3: Build and verify applications using peripheral interfacing with 8085/8086 (K6,S3).

CO4: Illustrate various algorithmic aspects of computer architecture (K2).

CO5: Discriminate among different processor organization (K3).

Pre-requisites:

1. U18ECI3203 – Digital System Design

| CO/PO Mapping: (S/M/W indicates strength of correlation) S-Strong, M-Medium, W-Weak | | | | | | | | | | | | | | |
|---|--------------------------|-----|-----|-----|-----|-----|-----|-----|-----|------|------|------|------|------|
| COs | PROGRAMME OUTCOMES (POs) | | | | | | | | | | | | | |
| | PO1 | PO2 | PO3 | PO4 | PO5 | PO6 | PO7 | PO8 | PO9 | PO10 | PO11 | PO12 | PSO1 | PSO2 |
| CO1 | S | | | | S | | | | | | | | | S |
| CO2 | M | S | M | | S | | | | | | | | | M |
| CO3 | S | | | | S | | | | | | | | | |
| CO4 | S | S | | | S | | | | | | | | | |
| CO5 | M | | | | M | | | | | | | | | |

Course Assessment Methods

| |
|---|
| DIRECT |
| Continuous Assessment Test I, II (Theory Component) Assignment (Theory Component) Experimental Report for each experiment (lab component) Model examination (lab component) End Semester Examination (Theory and lab component) |
| INDIRECT |
| Course-end survey |

THEORY COMPONENT CONTENTS:**ARCHITECTURE OF 8085 /8086****09 Hours**

8085- Functional Block Diagram- Description - Addressing Modes, Timing diagrams. Introduction to 8086 – Architecture, Instruction set, Addressing Modes


Approved by BoS Chairman

ASSEMBLY LANGUAGE PROGRAMMING**09 Hours**

8085: Assembly Language Programming, programming techniques, Subroutines, serial I/O and data communication, Interrupts, Interrupt programming, 8086: Simple Assembly Language programming, Assembler Directives- Interrupts and Interrupt Applications.

PERIPHERAL INTERFACING & APPLICATION**09 Hours**

Programmable Peripheral Interface (8255), keyboard display controller (8279), ADC, DAC Interface, Programmable Timer Controller (8254), Programmable interrupt controller (8259), Serial Communication Interface (8251).

INTRODUCTION TO COMPUTER ARCHITECTURE**09 Hours**

Fixed Point Arithmetic, Robertson algorithm, booth's algorithm, non-restoring division algorithm, Floating Point Arithmetic, pipelining techniques, Special memories - Cache & Virtual Memory, Memory Allocation, Associative Memory.

SYSTEM ORGANIZATION**09 Hours**

Communication methods, Buses, Bus Control, Bus Interfacing, Bus arbitration, IO and system control, IO interface circuits, Handshaking, DMA and interrupts, vectored interrupts, pipeline interrupts, IOP organization, multiprocessors, fault tolerance, RISC and CISC architecture.

REFERENCES:

1. Ramesh S. Gaonkar, Microprocessor Architecture Programming and Applications with 8085. Fifth Edition, Penram International Publishing 2010.
2. Douglas V. Hall, "Microprocessors and Interfacing, Programming and Hardware", Tata McGraw Hill, 2012.
3. V. Carl Hamacher, Zvonko G. Varanescic and Safat G. Zaky, "Computer Organisation", McGraw-Hill Inc, 2002.
4. John P. Hayes, 'Computer architecture and Organisation', Tata McGraw-Hill Third edition, 1998.



Approved by BoS Chairman

LAB COMPONENT CONTENTS:**LIST OF EXPERIMENTS:****PROGRAMMING WITH 8085/8086 MICROPROCESSOR**

1. Arithmetic and Logical operations
2. Code conversion
3. Sorting
4. Searching

PERIPHERALS AND INTERFACING

5. Stepper Motor Control
6. Serial interface / Parallel interface
7. A/D and D/A interface
8. Waveform Generation
9. Develop an application using Microprocessor

| | | | | |
|-------------------|--------------------|----------------------|-------------------|------------------------|
| Theory: 45 | Tutorial: 0 | Practical: 30 | Project: 0 | Total: 75 Hours |
|-------------------|--------------------|----------------------|-------------------|------------------------|


Approved by BoS Chairman

U18ECI5203

COMMUNICATION NETWORKS

| | | | | |
|----------|----------|----------|----------|----------|
| L | T | P | J | C |
| 3 | 0 | 2 | 0 | 4 |

Course Outcomes (COs):

After successful completion of this course, the students should be able to

CO1: Describe network topologies, protocols and models (K2).

CO2: Demonstrate and analyse data link layer protocols and LAN standards (K3,S4).

CO3: Analyze routing algorithms and methods to improve QoS. (K3,S4)

CO4: Summarize transport layer protocols and congestion controls methods.(K2)

CO5: Describe various application layer services. (K2)

CO6: Implement and Analyze cryptographic and security techniques. (K3,S4)

Pre-requisites: -

| CO/PO Mapping: (S/M/W indicates strength of correlation) S-Strong, M-Medium, W-Weak | | | | | | | | | | | | | | |
|---|--------------------|-----|-----|-----|-----|-----|-----|-----|-----|------|------|------|------|------|
| COs | PROGRAMME OUTCOMES | | | | | | | | | | | | | |
| | PO1 | PO2 | PO3 | PO4 | PO5 | PO6 | PO7 | PO8 | PO9 | PO10 | PO11 | PO12 | PSO1 | PSO2 |
| CO1 | S | | | | | | | | | | | | | S |
| CO2 | S | W | M | | S | | | | | | | W | | S |
| CO3 | S | S | M | | S | | | | M | M | | W | | S |
| CO4 | S | M | | | | | | | M | M | | | | S |
| CO5 | S | M | | W | | | | | | | | | | S |
| CO6 | | S | M | W | S | | | | | | | W | | S |

Course Assessment Methods

| |
|--|
| DIRECT |
| Continuous Assessment Test I, II (Theory Component) Assignment (Theory Component) Pre/Post - experiment Test/Viva; Experimental Report for each experiment (Lab component) Model examination (lab component) End Semester Examination (Theory and lab component) |
| INDIRECT |
| Course-end survey |

DATA COMMUNICATIONS**09 Hours**

Introduction to networks – Topologies – Protocols and Standards – ISO/OSI model – TCP/IP – Transmission Media and Connectors, Switching Techniques, Connecting devices – Switches, Routers, Gateways.



Approved by BoS Chairman

DATA LINK LAYER**09 Hours**

LAN: Ethernet IEEE 802.3, IEEE802.5, IEEE802.11, FDDI, Bridges. Error detection and correction–Forward Error Correction –Flow Control and Error control techniques - Stop and wait – Go back N ARQ – Selective repeat ARQ - sliding window techniques – HDLC.

NETWORK LAYER**09 Hours**

Internetworks – Packet Switching and Datagram approach – IPv4 - addressing methods – Subnetting & Supernetting – IPv6. Routing – Distance Vector Routing, Link State Routing, Path Vector Routing. Quality of services (QoS) – methods to improve QoS parameters-Trunking, VPN.

TRANSPORT LAYER AND APPLICATION LAYER**09 Hours**

Functions of transport layer – Multiplexing – Sockets – User Datagram Protocol (UDP) –Transmission Control Protocol (TCP) – Congestion Control – Differentiated and Integrated Services - RSVP. Application layer: Domain Name Space (DNS), SMTP, FTP, HTTP, WWW.

NETWORK SECURITY**09 Hours**

Symmetric key cryptography – Data Encryption standard & Advanced Encryption Standard. Asymmetric key cryptography – RSA & Diffie-Hellman algorithms. Internet Security – Application layer security and firewalls- Case study on NV, SDN for IoT Systems.

REFERENCES:

1. Behrouz.A.Foruzan, —Data communication and Networking, Fifth Edition, Tata McGraw-Hill, 2013.
2. Andrew S. Tannenbaum,—Computer Networks, Fourth Edition, PHI, 2003
3. James.F.Kurouse &W.Rouse, —Computer Networking: A Top down Approach Featuring, Addison Wesley,2009.
4. Larry.L.Peterson &Peter.S.Davie, —Computer Networks, third edition, Harcourt AsiaPvt.Ltd,2007

LAB COMPONENT:**LIST OF EXPERIMENTS**

1. Implementation of CSMA/CD protocol for Ethernet LAN.
2. Implementation of CSMA/CA protocol for wireless LAN.
3. Implementation of Token passing access in BUS-LAN and RING-LAN.
4. Analysis of QoS parameters in ARQ Techniques
5. Simulation of Distance Vector Routing protocol
6. Simulation of Link State Routing protocol
7. Configuration of a Network Topology using Packet tracer.
8. Analysis of Network packets transmission using Wire shark.
9. Analysis of Encryption and Decryption algorithm.

Theory: 45**Tutorial: 0****Practical: 30****Project: 0****Total: 75 Hours**


Approved by BoS Chairman

U18ECT5004

CONTROL SYSTEMS

| | | | | |
|---|---|---|---|---|
| L | T | P | J | C |
| 3 | 0 | 0 | 0 | 3 |

Course Outcomes (COs):

After successful completion of this course, the students should be able to

CO1: Apply techniques for system modelling (K3).

CO2: Analyze the systems in time domain (K3).

CO3: Demonstrate the frequency domain analysis of the system (K3).

CO4: Discuss various stability analysis techniques (K3).

Pre-requisites: -

| CO/PO Mapping: (S/M/W indicates strength of correlation) S-Strong, M-Medium, W-Weak | | | | | | | | | | | | | | |
|---|--------------------|-----|-----|-----|-----|-----|-----|-----|-----|------|------|------|------|------|
| COs | PROGRAMME OUTCOMES | | | | | | | | | | | | PSO1 | PSO2 |
| | PO1 | PO2 | PO3 | PO4 | PO5 | PO6 | PO7 | PO8 | PO9 | PO10 | PO11 | PO12 | | |
| CO1 | S | M | W | | | | | | | | | | M | M |
| CO2 | S | M | W | | | | | | | | | | M | M |
| CO3 | S | M | W | | | | | | | | | | M | M |
| CO4 | S | M | W | | | | | | | | | | M | M |

Course Assessment Methods

| |
|--|
| DIRECT |
| Continuous Assessment Test I, II Assignment End Semester Examination |
| INDIRECT |
| Course-end survey |

CONTROL SYSTEM MODELLING**09 Hours**

Basic elements in control systems – Open and closed loop systems -Mathematical modelling of physical systems: Transfer function model of Mechanical and Electrical systems- Block diagram reduction techniques – Signal flow graphs.

TIME RESPONSE ANALYSIS**09 Hours**

Time response – Types of test input-step, ramp, impulse and parabolic inputs – I order system response for step, ramp and impulse input and II order system Response for step input– Time domain specifications -Error coefficients – Steady state error – P, PI, PID modes of feedback control

FREQUENCY RESPONSE ANALYSIS**09 Hours**

Frequency response – Frequency domain specifications- Correlation between frequency domain and time domain specifications– Polar plot – Bode plot.

STABILITY OF CONTROL SYSTEM**09 Hours**

Definition of Stability - Location of roots of Characteristics equation in S plane for stability – Routh Hurwitz criterion – Root locus Techniques – Gain margin and phase margin – Statement of Nyquist stability criterions.



Approved by BoS Chairman

COMPENSATOR DESIGN**09 Hours**

Performance criteria – Lag, Lead and Lag-Lead networks Compensator design using Bode plots

| | | | | |
|-------------------|--------------------|---------------------|-------------------|-----------------------|
| Theory: 45 | Tutorial: 0 | Practical: 0 | Project: 0 | Total: 45Hours |
|-------------------|--------------------|---------------------|-------------------|-----------------------|

REFERENCES:

1. K. Ogata, “Modern Control Engineering”, 5th Edition, Pearson Education, 2010, New Delhi.
2. I.J. Nagrath & M. Gopal, “Control Systems Engineering”, 5th Edition, New Age International Publishers, 2007.
3. B.C. Kuo, “Automatic Control Systems”, 7th Edition, Prentice Hall of India Ltd., 2003, New Delhi.
4. M. Gopal, “Control Systems, Principles & Design”, 4th Edition, Tata McGraw Hill, 2012, New Delhi.
5. R. Anandha Natarajan and B. Ramesh Babu, “Control System Engineering”, 3rd Edition, Scitech Publication, 2009.



Approved by BoS Chairman

U18ECT5005 ANTENNAS AND WAVE PROPAGATION

| | | | | |
|----------|----------|----------|----------|----------|
| L | T | P | J | C |
| 3 | 0 | 0 | 0 | 3 |

Course Outcomes (COs):

After successful completion of this course, the students should be able to

- CO1:** Describe different antenna parameters (K2).
CO2: Design and analyze various wire antennas (K4).
CO3: Compare different antenna arrays (K2).
CO4: Illustrate techniques used for antenna parameter measurements (K3)
CO5: Analyze the performance of aperture antennas (K4).
CO6: Identify the different types of propagation of radio waves at various frequencies. (K2)

Pre-requisites:

1.U18ECT4104 Transmission Lines and Waveguides

| CO/PO Mapping: (S/M/W indicates strength of correlation) S-Strong, M-Medium, W-Weak | | | | | | | | | | | | | | |
|---|--------------------|-----|-----|-----|-----|-----|-----|-----|-----|------|------|------|------|------|
| COs | PROGRAMME OUTCOMES | | | | | | | | | | | | | |
| | PO1 | PO2 | PO3 | PO4 | PO5 | PO6 | PO7 | PO8 | PO9 | PO10 | PO11 | PO12 | PSO1 | PSO2 |
| CO1 | S | M | | | | | | | | | | | | M |
| CO2 | | S | M | | | | | | | | | | | M |
| CO3 | | S | M | | | | | | | | | | | M |
| CO4 | S | M | M | | | | | | | | | | | M |
| CO5 | | S | M | | | | | | | | | | | M |
| CO6 | | S | | | | | | | | | | | | M |

Course Assessment Methods

| |
|--|
| DIRECT |
| Continuous Assessment Test I, II Assignment End Semester Examination |
| INDIRECT |
| Course-end survey |

ANTENNA FUNDAMENTALS**09 Hours**

Types of antennas- Radiation mechanism, Radiation Pattern, Radiation intensity, Beam solid angle, Gain, Directive gain, Power gain, Directivity, Beamwidth. Bandwidth, Reciprocity principle, Effective length, Effective area, Radiation Resistance, Friis Transmission formula, Antenna Field Zones, Polarization, Antenna noise temperature, Self and mutual impedances of antennas.


Approved by BoS Chairman

WIRE ANTENNAS**09 Hours**

Concept of vector potential- Retarded vector potential-Fields associated with Hertzian dipole. Power radiated and radiation resistance of Hertzian dipole. Radiation from half-wave dipole and quarter-wave monopole, Power radiated and Radiation resistance of half wave dipole and quarter wave monopole- Folded dipole, Loop antenna, Helical antenna, Long wire antenna, V-antenna, Rhombic antenna, Yagi-uda antenna, Log periodic antenna.

ANTENNA ARRAYS AND MEASUREMENT**09 Hours**

Antenna Arrays - Broadside and End fire array -Expression for electric field from two and four element arrays - N element linear array – Pattern multiplication- Binomial array
Antenna Measurement: Radiation Pattern, Gain, Directivity, Impedance, Beam width and Efficiency Measurements.

SPECIAL ANTENNAS**09 Hours**

Slot antenna-Relation between dipole and slot impedances, Horn antenna – Types, Parabolic reflector antennas and its feed systems, Microstrip antenna. Antennas for mobile handsets and base stations- Antennas for Satellite Communication- Antenna for Radar systems. Adaptive antenna, Ultra-Wideband Antennas, - Selection of antenna based on the frequency of operation


WAVE PROPAGATION**9 Hours**

Modes of propagation -Ground wave propagation – Calculation of field strength at a distance. Sky wave propagation-Structure of ionosphere. Effective dielectric constant of ionized region-Refractive index, Critical frequency, Maximum usable frequency, Skip distance – Effect of earth's magnetic field. Space wave propagation-Resultant of direct and reflected wave at the receiver

| | | | | |
|-------------------|--------------------|---------------------|-------------------|------------------------|
| Theory: 45 | Tutorial: 0 | Practical: 0 | Project: 0 | Total: 45 Hours |
|-------------------|--------------------|---------------------|-------------------|------------------------|

REFERENCES:

1. John D. Kraus and Ronald Marhefka, "Antennas for all applications", Tata McGraw-Hill, Fifth Edition, 2017.
2. Edward. C. Jordan and Keith G Balmain, "Electro Magnetic Waves and Radiating Systems", Prentice Hall of India, Second Edition, Reprint, 2011.
3. K.D. Prasad, "Antennas and Wave Propagation", Sathyaprakasan Tech India Publications- New Delhi- 2009
4. Robert. E. Collin, "Antennas and Radio Propagation", McGraw-Hill, 1987.
5. Constantine. A. Ballanis, " Antenna Theory: Analysis and Design ",JohnWiley& Sons, second edition, 2003.
6. A.R. Harish, M. Sachidanada, "Antennas and Wave propagation", Oxford University Press, 2007.



Approved by BoS Chairman

U18INI5600

ENGINEERING CLINIC - V

| | | | | |
|----------|----------|----------|----------|----------|
| L | T | P | J | C |
| 0 | 0 | 4 | 2 | 3 |

Course objectives

- To help the students look into the functioning of simple to complex devices and systems
- To enable the students to design and build simple systems on their own
- To help experiment with innovative ideas in design and team work
- To create an engaging and challenging environment in the engineering lab

Course Outcomes

After successful completion of this course, the students should be able to:

CO1: Identify practical problems and find a solution

CO2: Understand the project management techniques

CO3: Demonstrate their technical report writing and presentation skills

Pre-requisite:**1. U18INI4600 Engineering Clinic IV**

| CO/PO Mapping (S/M/W indicates strength of correlation) S-Strong, M-Medium, W-Weak | | | | | | | | | | | | | | |
|--|--------------------------------|-----|-----|-----|-----|-----|-----|-----|-----|------|------|------|------|------|
| C O s | Programme Outcomes(POs) | | | | | | | | | | | | | |
| | PO1 | PO2 | PO3 | PO4 | PO5 | PO6 | PO7 | PO8 | PO9 | PO10 | PO11 | PO12 | PSO1 | PSO2 |
| CO 1 | S | S | S | S | S | M | W | | S | | | S | | |
| CO 2 | | | | | | | | | | | S | | | |
| CO 3 | | | | | | | | | | S | | | | |


Course Assessment methods:

| Direct | Indirect |
|----------------------------------|-----------------------|
| 1. Project reviews 50% | 1. Course Exit Survey |
| 2. Workbook report 10% | |
| 3. Demonstration & Viva-voce 40% | |

Content:

The course will offer the students with an opportunity to gain a basic understanding of computer controlled electronic devices and apply the concepts to design and build simple to complex devices. As a practical project based embedded course, the students will be taught the concepts using a variety of reference material available in the public domain. While the course will start with formal instruction on hardware, programming and applications, the major portion of the course will provide the students with ample opportunity to be innovative in designing and building a range of products from toys to robots and flying machines.

In the V semester, students will focus primarily Design project combining concepts learnt in Engineering clinics I to IV


Approved by BoS Chairman

GUIDELINES:

1. Practical based learning carrying credits.
2. Multi-disciplinary/ Multi-focus group of 5-6 students.
3. Groups can select to work on a specific task, or projects related to real world problems.
4. Each group has a faculty coordinator/Instructor who will guide/evaluate the overall group as well as individual students.
5. The students have to display their model in the 'Engineering Clinics Expo' at the end of semester.
6. The progress of the course is evaluated based on reviews and final demonstration of prototype.

| | | | | |
|------------------|--------------------|----------------------|--------------------|-----------------------|
| Theory: 0 | Tutorial: 0 | Practical: 60 | Project: 30 | Total: 90Hours |
|------------------|--------------------|----------------------|--------------------|-----------------------|



Approved by BoS Chairman

U18VEP5505

SOCIAL VALUES
 (Mandatory)

| | | | | |
|----------|----------|----------|----------|----------|
| L | T | P | J | C |
| 0 | 0 | 2 | 0 | 0 |

Course Outcomes

After successful completion of this course, the students should be able to

- CO 1:** Understand the transformation from self to society
- CO 2:** Acquire knowledge about disparity among Human Beings
- CO 3:** Realize the new ethics in creating a more sustainable Society
- CO 4:** Develop skills to manage challenges in social issues
- CO 5:** Acquire the skills for Management of Social work & Holistic Society
- CO 6:** Validate the social liabilities at dissimilar situations


Pre-requisites:

1. U18VEP1501 / PERSONAL VALUES
2. U18VEP2502 / INTERPERSONAL VALUES
3. U18VEP3503 / FAMILY VALUES
4. U18VEP4504 / PROFESSIONAL VALUES

| CO/PO Mapping | | | | | | | | | | | | |
|---|-------------------------|-----|-----|-----|-----|-----|-----|-----|-----|------|------|------|
| (S/M/W indicates strength of correlation) S-Strong, M-Medium, W-Weak | | | | | | | | | | | | |
| COs | Programme Outcomes(POs) | | | | | | | | | | | |
| | PO1 | PO2 | PO3 | PO4 | PO5 | PO6 | PO7 | PO8 | PO9 | PO10 | PO11 | PO12 |
| CO1 | | | | | | S | | | | | | |
| CO2 | | | | | | | S | | | | | |
| CO3 | | | | | | | | M | | | | |
| CO4 | | | | | | | | | | | S | |
| CO5 | | | | | | | | | | | | S |
| CO6 | | | | | | | | | M | | | |

Course Assessment methods

| |
|---|
| Direct |
| 1.Group Activity / Individual performance and assignment 2.Assessment on Value work sheet / Test |
| Indirect |
| 1. Mini project on values / Goodwill Recognition |


 Approved by BoS Chairman

Values through Practical activities:

- 1. Self and Society:** Relation between self and society – Different forms of society - Elements of Social structures – Realization of Duties and Responsibilities of Individual in the Society
- 2. Social Values:** Tolerance – Responsibility – Sacrifice – Sympathy - Service – peace- nonviolence - right conduct- Unity – forgive – dedication – Honest
- 3. Social issues:** Disparity among Human beings- Poverty-Sanitation -corruption- un employment- superstition – religious intolerance & castes – terrorism.
- 4. Emerging Ethics for Sustainable Society:** Unison of Men in Society - Positive Social Ethics - Cause and Effect - Ensuring an Equitable Society- Effect of Social Media in society - development of Education and Science in the Society
- 5. Social Welfare:** Social welfare Organization - Programme by Government and NGO's - Benefits of Social Service - Balancing the Family and Social Life – Development of Holistic Society

Workshop mode**REFERENCES**

1. SOCIAL PROBLEMS IN INDIA - ForumIAS.com – PDF [discuss.forumias.com/uploads/File upload/.../711b18f321d406be9c79980b179932.pdf](https://www.forumias.com/uploads/File_upload/.../711b18f321d406be9c79980b179932.pdf)
2. INVESTING IN CULTURAL DIVERSITY AND INTERCULTURAL DIALOGUE: UNESCO ... www.un.org/en/events/culturaldiversityday/pdf/Investing_in_cultural_diversity.pdf
3. INDIAN SOCIETY AND SOCIAL CHANGE - University of Calicut www.universityofcalicut.info/SDE/BA_sociology_indian_society.pdf
4. CULTURE, SOCIETY AND THE MEDIA - E- class www.eclass.uoa.gr/.../MEDIA164/.../%5BTony_Bennett,_James_Curran,_Michael_G
5. SOCIAL WELFARE ADMINISTRATION - IGNOU www.ignou.ac.in/upload/Bswe-003%20Block-2-UNIT-6-small%20size.pdf



Approved by BoS Chairman

SEMESTER VI



Approved by BoS Chairman

U18ECI6201

COMMUNICATION ENGINEERING- II

| | | | | |
|----------|----------|----------|----------|----------|
| L | T | P | J | C |
| 3 | 0 | 2 | 0 | 4 |

Course Outcomes (COs):

After successful completion of this course, the students should be able to

- CO1:** Demonstrate digital communication system and estimation techniques used in the receiver (K2,S3).
- CO2:** Apply and verify source coding techniques (K4,S3).
- CO3:** Apply and analyze channel coding techniques for data transmission (K4,S3).
- CO4:** Examine the interference effects in band limited communication systems (K4,S3).
- CO5:** Compare and implement the performance of various digital modulation techniques (K4,S3).
- CO6:** Describe various synchronization techniques (K2).

Pre-requisites:

1. U18ECI5201-Communication Engineering- I

| CO/PO Mapping: (S/M/W indicates strength of correlation) S-Strong, M-Medium, W-Weak | | | | | | | | | | | | | | |
|---|--------------------|-----|-----|-----|-----|-----|-----|-----|-----|------|------|------|------|------|
| COs | PROGRAMME OUTCOMES | | | | | | | | | | | | | |
| | PO1 | PO2 | PO3 | PO4 | PO5 | PO6 | PO7 | PO8 | PO9 | PO10 | PO11 | PO12 | PSO1 | PSO2 |
| CO1 | | S | | | | | | | | | | | | S |
| CO2 | | S | M | | S | | | | S | | | | | S |
| CO3 | | S | M | | S | | | | S | | | | | S |
| CO4 | | S | M | | | | | | S | | | | | S |
| CO5 | | S | M | | S | | | | S | | | | | S |
| CO6 | | S | | | | | | | | | | | | S |

Course Assessment Methods

| |
|--|
| DIRECT |
| Continuous Assessment Test I, II (Theory Component) Assignment (Theory Component) Pre/Post - experiment Test/Viva; Experimental Report for each experiment (Lab component) Model examination (lab component) End Semester Examination (Theory and lab component) |
| INDIRECT |
| Course-end survey |


Approved by BoS Chairman

INTRODUCTION**09 Hours**

Block diagram of Digital Communication System – AWGN channel models: Wave form and vector channel models. Gram-Schmidt Orthogonalization Procedure- Geometric interpretation of signals- Maximum Likelihood detector - Probability of error-Correlation receiver, Matched Filter Receiver.

INFORMATION THEORY AND SOURCE CODING**09 Hours**

Uncertainty, Information and entropy, Source coding theorem, Data compaction: Shannon- Fano coding, Huffman coding, Discrete Memory less Channel, Mutual Information, Channel capacity, Channel coding theorem, Differential entropy and mutual information for continuous ensembles, Information capacity theorem, Implication of the information capacity theorem.

ERROR CONTROL CODING**09 Hours**

Linear block codes –Cyclic codes– Convolutional codes –Viterbi Algorithm.

BAND LIMITED SIGNALING SCHEMES**06 Hours**

Inter-symbol Interference- Nyquist Criterion for distortion less Baseband Binary Transmission–Correlative coding–Eye patterns– Equalization - Adaptive Equalization.

DIGITAL MODULATION TECHNIQUES**09 Hours**

Signaling scheme, Generation, Detection, Probability of error and Power Spectral Density of Coherent Modulation Techniques: BPSK-BFSK-QPSK- MSK- Non Coherent Binary Modulation Techniques: FSK– Differential phase shift keying - Introduction to M-ary signaling.

SYNCHRONIZATION**03 Hours**

Carrier synchronization- M^{th} Powerloop – Costas loop-Symbol Synchronization-Early Late gate type.

REFERENCES:

1. Simon Haykin, “Digital Communication Systems”, John Wiley& Sons, 2013.
2. Bernard Sklar, “Digital Communication, Fundamentals and Applications” Pearson Education Asia, Second Edition, reprint, 2002.
3. John G. Proakis, “Digital Communication” McGraw Hill 4th Edition,2008
4. Herbert Taub, Donald L Schilling and Goutam Saha, “Principles of Communication S ystems”, McGraw Hill, Fourth Edition, 2013.
5. B.P.Lathi, Zhi Ding. “ Modern Digital and Analog Communication Systems”, Oxford University Press, F ourth Edition,2009.
6. Ferrel G. Stremler, “ Introduction to Communication Systems”, Prentice-Hall, 4th Edition, 2001.



Approved by BoS Chairman

LAB COMPONENT:**LIST OF EXPERIMENTS:**

- I Implementation and Simulation analysis of
1. Digital modulation schemes
 2. Block codes and Cyclic codes
 3. Radiation pattern of Antennas
 4. Source coding algorithms.
 5. Convolutional codes.
 6. Channel Equalizers.
- II Analysis of pass band signals using Vector Signal Generator, Vector Signal Analyzer and Spectrum Analyzer.

| | | | | |
|-------------------|--------------------|----------------------|-------------------|------------------------|
| Theory: 45 | Tutorial: 0 | Practical: 30 | Project: 0 | Total: 75 Hours |
|-------------------|--------------------|----------------------|-------------------|------------------------|



Approved by BoS Chairman

U18ECI6202

MICROCONTROLLERS

| | | | | |
|----------|----------|----------|----------|----------|
| L | T | P | J | C |
| 2 | 0 | 2 | 0 | 3 |

Course Outcomes (COs):

After successful completion of this course, the students should be able to

- CO1:** Explain the architecture of 8051 microcontroller and develop C code for the given application (K2,S3).
- CO2:** Design and implement applications using 8051 microcontroller (K3,S3).
- CO3:** Describe the architecture of peripherals of ARM Cortex and write C code for the given application (K3,S3).
- CO4:** Build and verify real time applications using microprocessor/microcontroller (K6, S5).

Pre-requisites:

1. U18ECI5202- Computer Architecture and Microprocessors

| CO/PO Mapping: (S/M/W indicates strength of correlation) S-Strong, M-Medium, W-Weak) | | | | | | | | | | | | | | |
|--|--------------------------|-----|-----|-----|-----|-----|-----|-----|-----|------|------|------|------|------|
| COs | PROGRAMME OUTCOMES (POs) | | | | | | | | | | | | | |
| | PO1 | PO2 | PO3 | PO4 | PO5 | PO6 | PO7 | PO8 | PO9 | PO10 | PO11 | PO12 | PSO1 | PSO2 |
| CO1 | S | | S | | | | | | | | | | | |
| CO2 | | M | S | | S | | | | | | | | | M |
| CO3 | S | S | M | | S | | | | | | | | | |
| CO4 | | | M | | S | | M | | M | M | M | M | | S |

Course Assessment Methods

| |
|---|
| DIRECT |
| Continuous Assessment Test I, II (Theory Component) Assignment (Theory Component) Experimental Report for each experiment (lab component) Model examination (lab component) End Semester Examination (Theory and lab component) |
| INDIRECT |
| Course-end survey |

THEORY COMPONENT CONTENT:**8051 MICROCONTROLLER****09 Hours**

8051 Microcontroller Architecture – Memory Organization – Program Memory, Data Memory –Peripherals – Counters and Timers– Parallel and Serial I/O – Interrupts - Introduction to Atmel Microcontrollers

8051 INSTRUCTION SET AND PROGRAMMING**09 Hours**

8051 Addressing modes – Instruction set – Assembly Language programming – I/O port programming – Interfacing LED, LCD, Keyboard, Stepper motor -Timer and counter programming – Serial Communication– Interrupt Programming



Approved by BoS Chairman

RISC ARCHITECTURE**12Hours**

Overview of RISC processors–ARM Cortex-M Architecture – programming model - 3 stage and five stage pipelining organization-addressing modes - instruction set - memory organization- LCD, ADC, Stepper motor Interfacing.

REFERENCES:

1. Kenneth J Ayala, “The 8051 Microcontroller Architecture Programming and Application”, Thomson Delmar learning, Third edition ,2008
2. Steve Furber, “ARM System on Chip Architecture” Addison- Wesley Professional Second Edition, Aug 2000.
3. Muhammad Ali Mazidi and Janice Gillipie mazidi, “The 8051 Microcontroller and Embedded System”, Pearson Education Asia, 2006.w Delhi, 2008.

LAB COMPONENT CONTENTS**LIST OF EXPERIMENTS****PROGRAMMING WITH 8051 MICROCONTROLLER USING C**

- 1.Arithmetic and Logical Operations
- 2.Serial /Parallel Port Programming
- 3.Timer /Counter Programming
- 4.Interrupt Programming

PROGRAMMING WITH ARM CORTEX –M Microcontroller USING C

- 5.Interfacing and programming GPIO ports
- 6.Motor Control Using PWM
- 7.Interfacing Temperature sensor through ADC and display in LCD
8. Keypad/servo motor interfacing.
- 9.Develop an application using Microprocessor/Microcontroller

Theory: 30

Tutorial: 0

Practical: 30

Project: 0

Total: 60 Hours



Approved by BoS Chairman

U18ECI6203

VLSI AND HDL PROGRAMMING

| | | | | |
|----------|----------|----------|----------|----------|
| L | T | P | J | C |
| 3 | 0 | 2 | 0 | 4 |

Course Outcomes (COs):

After successful completion of this course, the students should be able to

- CO1:** Implement and verify combinational and sequential circuits using Verilog HDL(K3,S4)
CO2: Explain working and electrical properties of MOSFET (K2)
CO3: Discuss the CMOS fabrication Technologies (K2)
CO4: Apply CMOS logics in complex digital circuits(K3)
CO5: Discuss various implementation strategies (K2)

Pre-requisites:

1. U18ECI3203-Digital System Design

| CO/PO Mapping: (S/M/W indicates strength of correlation) S-Strong, M-Medium, W-Weak | | | | | | | | | | | | | | |
|---|--------------------|-----|-----|-----|-----|-----|-----|-----|-----|------|------|------|------|------|
| Cos | PROGRAMME OUTCOMES | | | | | | | | | | | | | |
| | PO1 | PO2 | PO3 | PO4 | PO5 | PO6 | PO7 | PO8 | PO9 | PO10 | PO11 | PO12 | PSO1 | PSO2 |
| CO1 | M | M | | | | | | | | | | | S | |
| CO2 | S | M | W | | W | | | | | | | | S | |
| CO3 | S | M | S | | W | | | | | | | | S | |
| CO4 | M | M | S | | S | | | | | | | | S | |
| CO5 | M | M | M | | S | | | | | | | | S | |

Course Assessment Methods


| |
|--|
| DIRECT |
| Continuous Assessment Test I, II Assignment End Semester Examination |
| INDIRECT |
| Course-end survey |

VERILOG HDL**09 Hours**

VLSI Circuit Design Flow-Hierarchical modeling concepts – Basic concepts: Lexical conventions – Datatypes – Modules and ports. Gate level modeling – Dataflow modeling – Behavioral modeling – Design examples of Combinational and Sequential circuits – Switch level modeling – Tasks and Functions – UDP concepts.

MOS CIRCUIT DESIGN PROCESS**09 Hours**

Introduction of MOSFET: Symbols, Enhancement mode-Depletion mode transistor operation – Threshold voltage derivation – Drain current Vs voltage derivation – Second order Effects. NMOS and CMOS inverter – Determination of pull up to pull down ratio.



Approved by BoS Chairman

MOS TECHNOLOGY**09 Hours**

Chip Design Hierarchy – IC Layers – Photolithography and Pattern Transfers – Basic MOS Transistors – CMOS Fabrication: n-well – p-well – twin tub – Latch up and prevention (SOI) –BiCMOS technology-Submicron CMOS Process — CMOS Design Rules: Lambda based design rules-Stick diagrams-Masks and Layout

CMOS LOGIC GATES & OTHER COMPLEX CIRCUITS**10 Hours**

CMOS Static Logic – Transmission Gate Logic – Tri-State Logic – Pass Transistor Logic – Dynamic CMOS Logic – Domino CMOS Logic, NORA CMOS Logic, Differential Cascade Voltage Switch (DCVS) Logic, True Single Phase Clock (TSPC) Dynamic Logic. Arithmetic Circuits – Design of Adders: -carry select-carry save. Design of multipliers: Array multipliers.

VLSI IMPLEMENTATION STRATEGIES**08 Hours**

Introduction to FPGA-FPGA Design Flow- FPGA architecture- FPGA Devices- Xilinx 4000 series. Introduction to SoC:Driving Forces for SoC – Components of SoC – Design flow of SoC – Hardware/Software nature of SoC – Design Trade-offs – SoC Applications.

REFERENCES:

1. Douglas A. Pucknell, “Basic VLSI Systems and Circuits”, Prentice Hall of India, 3rd Edition, reprint 2008.
2. Michael J Flynn and Wayne Luk, “Computer system Design: System-on-Chip”, Wiley-India,
3. Samir Palnitkar, “Verilog HDL – Guide to Digital Design and Synthesis”, Pearson Education, 3rd Edition, 2003.
4. John P. Uyemura, “Introduction to VLSI Circuits and Systems”, John Wiley & Sons, Reprint 2009
5. Weste&Eshraghian, “Principles of CMOS VLSI Design”, Addison Wesley, 2nd Edition, 2008.
6. John P Uyemura, “Chip Design for Submicron VLSI: CMOS layout and simulation”, Thomson IndiaEdition, 2010.
7. Wayne Wolf, “FPGA-Based System Design”, First Edition, Prentice Hall India Private Limited, 2004.




Approved by BoS Chairman

LAB COMPONENT:**LIST OF EXPERIMENTS:**

- I** Design and Simulation using HDL
1. Combinational logic circuits.
 2. Sequential logic circuits.
 3. VLSI multipliers.
 4. Memory
 5. FSM
- II** Implementation using Xilinx FPGA
1. FPGA Implementation of any two combinational and sequential circuits
- III** System design using IP core generator
- IV** Layout generation for VLSI circuits using backend tools.

| | | | | |
|-------------------|--------------------|----------------------|-------------------|-----------------------|
| Theory: 45 | Tutorial: 0 | Practical: 30 | Project: 0 | Total: 75 Hour |
|-------------------|--------------------|----------------------|-------------------|-----------------------|


Approved by BoS Chairman

U18VEP6506**NATIONAL VALUES**

(Mandatory)

| | | | | |
|----------|----------|----------|----------|----------|
| L | T | P | J | C |
| 0 | 0 | 2 | 0 | 0 |

Course Outcomes

After successful completion of this course, the students should be able to

CO 1: Acquire knowledge on the Essence of Indian Knowledge Tradition

CO 2: Know the great Indian personalities and follow their trail

CO 3: Understand the specialty of democracy

CO 4: Disseminate our Nation and its values to propagate peace

CO 5: Contribute with their energy and effort for a prosperous India

CO 6: Propagate the youth and the contribution for development of our Nation


Pre-requisites:

1. U18VEP1501 / PERSONAL VALUES
2. U18VEP2502 / INTERPERSONAL VALUES
3. U18VEP3503 / FAMILY VALUES
4. U18VEP4504 / PROFESSIONAL VALUES
5. U18VEP5505 / SOCIAL VALUES

| CO/PO Mapping | | | | | | | | | | | | | | |
|--|-------------------------|-----|-----|-----|-----|-----|-----|-----|-----|------|------|------|------|------|
| (S/M/W indicates strength of correlation) S-Strong, M-Medium, W-Weak | | | | | | | | | | | | | | |
| COs | Programme Outcomes(POs) | | | | | | | | | | | | | |
| | PO1 | PO2 | PO3 | PO4 | PO5 | PO6 | PO7 | PO8 | PO9 | PO10 | PO11 | PO12 | PSO1 | PSO2 |
| CO1 | | | | | | S | | | | | | | | |
| CO2 | | | | | | | | | M | | | | | |
| CO3 | | | | | | | M | | | | | | | |
| CO4 | | | | | | | | S | | | | | | |
| CO5 | | | | | | | | | | | S | | | |
| CO6 | | | | | | | | | | | | M | | |

Course Assessment methods

| |
|---|
| Direct |
| 1.Group Activity / Individual performance and assignment 2.Assessment on Value work sheet / Test |
| Indirect |
| 1. Mini project on values / Goodwill Recognition |


Approved by BoS Chairman

Values through Practical activities:**1. Essence of Indian Knowledge Tradition:**

Basic structure of Indian Knowledge System - Modern Science and Indian Knowledge System - Yoga and Holistic Health care - Case studies - Philosophical Tradition - Indian Linguistic Tradition - Indian Artistic Tradition.

2. Great Indian Leaders: Ancient rulers - Freedom fighters - Social reformers -Religious and Spiritual leaders - Noble laureates -Scientists – Statesman.

3. Largest Democracy: Socialist -Secular - Democratic and Republic – special features of Indian constitution – Three pillar of Indian democracy - Fundamental rights – Duties of a citizen – centre state relationship.

4. India's Contribution to World peace: Nonaligned Nation – Principle of PanchaSheela – Mutual respect, non-aggression, non-interference, Equality and cooperation – Role of India in UNO -Yoga India's gift to the world.

5. Emerging India: World's largest young work force - Stable Economic development - Labor market & Achievement in space technology – Value based Social structure. Emerging economic superpower.

Workshop mode**REFERENCES**

1. KNOWLEDGE TRADITIONS AND PRACTICES OF INDIA, *CBSE Publication*
cbseacademic.nic.in/web_material/Circulars/2012/68_KTPI/Module_6_2.pdf
2. CULTURAL HERITAGE OF INDIA - SCERT Kerala
www.scert.kerala.gov.in/images/2014/HSC.../35_Gandhian_Studies_unit-01.pdf
3. LEARNING TO DO: VALUES FOR LEARNING AND WORKING TOGETHER – UNESCO
www.unesdoc.unesco.org/images/0014/001480/148021e.pdf
4. INDIA AFTER GANDHI.pdf - Ramachandra Guha - University of Warwick
www2.warwick.ac.uk/fac/arts/history/students/modules/hi297/.../week1.pdf
5. INDIA'S CONTRIBUTION TO THE REST OF THE WORLD – YouSigma
www.yousigma.com/interesting_facts/indiasgifttotheworld.pdf
6. INDIA AS AN EMERGING POWER - International Studies Association
web.isanet.org/Web/Conferences/.../11353cac-9e9b-434f-a25b-a2b51dc4af78.pdf



Approved by BoS Chairman

SEMESTER VII



Approved by BoS Chairman

U18ECT7002

WIRELESS COMMUNICATION

| | | | | |
|----------|----------|----------|----------|----------|
| L | T | P | J | C |
| 3 | 0 | 0 | 0 | 3 |

Course Outcomes (COs):

After successful completion of this course, the students should be able to

- CO1:** Compare various Wireless communication standards (K4).
CO2: Analyze different propagation models (K4).
CO3: Illustrate cellular communication techniques (K4).
CO4: Analyze modulation schemes used in wireless standards (K4).
CO5: Compare diversity techniques in wireless communication (K4).
CO6: Distinguish different MIMO techniques (K3).

Pre-requisites:

1. U18ECI6201-Communication Engineering II

| CO/PO Mapping: (S/M/W indicates strength of correlation) S-Strong, M-Medium, W-Weak | | | | | | | | | | | | | | |
|---|--------------------|-----|-----|-----|-----|-----|-----|-----|-----|------|------|------|------|------|
| COs | PROGRAMME OUTCOMES | | | | | | | | | | | | | |
| | PO1 | PO2 | PO3 | PO4 | PO5 | PO6 | PO7 | PO8 | PO9 | PO10 | PO11 | PO12 | PSO1 | PSO2 |
| CO1 | S | M | | | | | | | | | | | | S |
| CO2 | S | M | | | | | | | | | | | | S |
| CO3 | S | M | | | | | | | | | | | | S |
| CO4 | S | M | | | | | | | | | | | | S |
| CO5 | S | M | | | | | | | | | | | | S |
| CO6 | S | M | | | | | | | | | | | | S |

Course Assessment Methods

| |
|--|
| DIRECT |
| Continuous Assessment Test I, II Assignment End Semester Examination |
| INDIRECT |
| Course-end survey |

INTRODUCTION**04 Hours**

Introduction to wireless communication systems- Evolution of mobile communication system- 2G, 3G,4G, UMTS, LTE, WLL, WLAN, WPAN, Bluetooth, Ultra wide band.



Approved by BoS Chairman

WIRELESS CHANNEL**10 Hours**

Large scale path loss – Path loss models: Free Space and Two-Ray models -Link Budget design – Small scale fading- Parameters of mobile multipath channels – Time dispersion parameters - Coherence bandwidth – Doppler spread & Coherence time, fading due to Multipath time delay spread – flat fading – frequency selective fading – Fading due to Doppler spread – fast fading – slow fading.

CELLULAR COMMUNICATION**10 Hours**

Introduction, Frequency reuse, Cell Assignment techniques, Hand off Strategies, Interference and System Capacity, trunking and Grade of Service, Improving Coverage and capacity in cellular systems. Multiple Access techniques: FDMA, TDMA, CDMA, SDMA.

SIGNAL PROCESSING FOR WIRELESS COMMUNICATION**12 Hours**

Modulation techniques: M-QAM, M-PSK, GMSK - Spread Spectrum Systems: PN sequence- m-sequence- Direct Sequence Spread Spectrum-Frequency Hopping Spread Spectrum, Synchronization techniques for Spread Spectrum signals - Diversity and Combining Techniques: Time Diversity, Frequency diversity, Space Diversity-combining techniques-Selection combining, Equal gain combining, Maximum ratio Combining - RAKE receiver- Multi carrier system-OFDM.

MULTIPLE ANTENNA TECHNIQUES**09 Hours**

MIMO systems – spatial multiplexing -System model -Pre-coding - Beam forming – Space Time Coding, Alamouti scheme - Channel State Information-capacity in fading and non-fading channels.

| | | | | |
|-------------------|--------------------|---------------------|-------------------|------------------------|
| Theory: 45 | Tutorial: 0 | Practical: 0 | Project: 0 | Total: 45 Hours |
|-------------------|--------------------|---------------------|-------------------|------------------------|

REFERENCES:

1. T.S. Rappaport, “Wireless Communications: Principles and Practices”, Second Edition, Prentice Hall of India, 2014.
2. Andrea Goldsmith, “Wireless Communications”, Cambridge University Press, 2008.
3. John G. Proakis, “Digital Communication” McGraw Hill, Fourth Edition, 2008
4. Andreas.F. Molisch, “Wireless Communications”, John Wiley, India, 2006.
5. KamiloFeher, “Wireless Digital Communications”, First Edition, Pearson, 2006.
6. William C Lee, “Wireless and Cellular Communications” Third Edition McGraw Hill, 2006.
7. Jochen Schiller, “Mobile Communication”, Second edition, Addison-Wesley, 2003.



Approved by BoS Chairman

U18ECI7203

OPTICAL COMMUNICATION

| | | | | |
|----------|----------|----------|----------|----------|
| L | T | P | J | C |
| 3 | 0 | 2 | 0 | 4 |

Course Outcomes (COs):

After successful completion of this course, the students should be able to

- CO1:** Discuss optical fiber communication link structure, characteristics of fiber and fabrication techniques (K2).
- CO2:** Measure and analyze the propagation characteristics of an optical signal in different types of fibers (K4).
- CO3:** Analyze the characteristics of different optical sources (K3).
- CO4:** Inspect the optical receivers and amplifiers of an optical transmission system (K3).
- CO5:** Analyze optical fiber transmission system(K4).
- CO6:** Outline basic optical network concepts and components involved (K2).

Pre-requisites: -

| CO/PO Mapping: (S/M/W indicates strength of correlation) S-Strong, M-Medium, W-Weak | | | | | | | | | | | | | | |
|---|--------------------|-----|-----|-----|-----|-----|-----|-----|-----|------|------|------|------|------|
| COs | PROGRAMME OUTCOMES | | | | | | | | | | | | | |
| | PO1 | PO2 | PO3 | PO4 | PO5 | PO6 | PO7 | PO8 | PO9 | PO10 | PO11 | PO12 | PSO1 | PSO2 |
| CO1 | | S | | | | | | | S | | | | | M |
| CO2 | S | M | M | | | | | | S | | | | | S |
| CO3 | | S | M | | | | | | S | | | | | S |
| CO4 | | S | M | | | | | | S | | | | | S |
| CO5 | | S | M | | | | | | S | | | | | M |
| CO6 | | S | M | | | | | | S | | | | | M |

Course Assessment Methods

| |
|--|
| DIRECT |
| Continuous Assessment Test I, II (Theory Component) Assignment (Theory Component) Pre/Post - experiment Test/Viva; Experimental Report for each experiment (Lab component) Model examination (Lab component) End Semester Examination (Theory and Lab component) |
| INDIRECT |
| Course-end survey |



Approved by BoS Chairman

THEORY COMPONENT CONTENT:**INTRODUCTION TO OPTICAL FIBERS****08 Hours**

Introduction to Optical Communication – key elements of an Optical Fiber system–Ray Optics–Optical Fiber Modes and Configurations–Overview of Modes–Power flow in Step index fibers- Single Mode Fibers - Graded Index fibers- Optical fiber fabrication techniques – Passive optical components – Optical couplers and isolators.

SIGNAL DEGRADATION IN OPTICAL FIBERS**11 Hours**

Attenuation –Core and Cladding losses, Signal Distortion in Optical Fibers-Information Capacity determination – Group Delay–Material Dispersion–Waveguide Dispersion– Signal distortion in Single Mode fibers – Polarization Mode dispersion, Design optimization of Single Mode fibers, special fibers.

FIBER OPTICAL SOURCES**10 Hours**

Direct and indirect Band gap materials -LED structures –Light source materials–Quantum efficiency and LED power– Modulation of LED, laser Diodes-Modes and Threshold condition–External modulation– Quantum-well laser, Laser sources for free space communication.

FIBER OPTICAL RECEIVERS AND AMPLIFIERS**08 Hours**

PIN– avalanche photodiode (*APD*), Photodetector noise–SNR, Avalanche Multiplication Noise — Fundamental Receiver Operation –digital receiver performance – probability of error- quantum limit, Receiver sensitivity, Optical amplifier -erbium-doped fiber amplifier (*EDFA*).

OPTICAL TRANSMISSION SYSTEM AND NETWORK**08 Hours**

Point-to-Point links- system considerations–Link Power budget – Rise time budget, Networking Concepts: SONET/SDH optical networks, WDM optical networks, layered optical network architecture.

REFERENCES:

1. Gerd Keiser, “Optical Fiber Communications” Tata McGraw–Hill education private Limited, NewDelhi, fifth Edition, 2013.
2. Rajiv Ramaswami and Kumar.N.Sivarajan, “Optical networks: A practical perspective”, Morgan Kaufmann, Third Edition, 2009.
3. J.Senior, “Optical Communication Principles and Practice”, Prentice Hall of India, third Edition,2004.
4. J. Gower, “Optical Communication System”, Prentice Hall of India, 2001.
5. Yarvi. A. “Quantum Eletronics”, JohnWiley, 4thedition, 1995.
6. Max Ming–Kang Liu, “Principles and applications of Optical communications” Tata McGraw Hill, 1996.



Approved by BoS Chairman

LAB COMPONENT CONTENT:**LIST OF EXPERIMENTS****Measurement/ Simulation Analysis of**

1. Numerical Aperture.
2. Attenuation coefficient and bending losses of optical fiber.
3. LED characteristics.
4. Pin Photo Diode characteristics.
5. APD characteristics.
6. Laser diode characteristics.
7. Analog communication link over Fiber optic cables.
8. Digital communication link over Fiber optic cables.
9. Loss characteristics of optical components using OTDR.
10. Single mode and multimode fibers.
11. Wavelength Division Multiplexing and De-multiplexing
12. Fiber optic link design – power and rise-time budget

| | | | | |
|-------------------|--------------------|----------------------|-------------------|------------------------|
| Theory: 45 | Tutorial: 0 | Practical: 30 | Project: 0 | Total: 75 Hours |
|-------------------|--------------------|----------------------|-------------------|------------------------|



Approved by BoS Chairman

U18ECI7204

RF AND MICROWAVE ENGINEERING

| | | | | |
|----------|----------|----------|----------|----------|
| L | T | P | J | C |
| 3 | 0 | 2 | 0 | 4 |

Course Outcomes (COs):

After successful completion of this course, the students should be able to

- CO1: Implement and analyze various two port RF networks (K4, S3).
 CO2: Design and analyze RF transistor amplifiers (K4, S3).
 CO3: Measure and analyze the characteristics of active and passive microwave devices (K3,S3).
 CO4: Analyze various Microwave tubes (K4).
 CO5: Measure the parameters like VSWR, impedance, frequency, power of microwave sources and loads (K3,S3).

Pre-requisites:

1.U18ECT4104- Transmission Lines and Waveguides

| CO/PO Mapping: (S/M/W indicates strength of correlation) S-Strong, M-Medium, W-Weak | | | | | | | | | | | | | | |
|---|--------------------|-----|-----|-----|-----|-----|-----|-----|-----|------|------|------|------|------|
| COs | PROGRAMME OUTCOMES | | | | | | | | | | | | | |
| | PO1 | PO2 | PO3 | PO4 | PO5 | PO6 | PO7 | PO8 | PO9 | PO10 | PO11 | PO12 | PSO1 | PSO2 |
| CO1 | | S | M | | | | | | S | | | | | M |
| CO2 | | S | | | | | | | S | | | | | M |
| CO3 | S | M | | | | | | | S | | | | | M |
| CO4 | | S | M | | | | | | S | | | | | M |
| CO5 | S | M | | | | | | | S | | | | | M |

Course Assessment Methods


| |
|--|
| DIRECT |
| Continuous Assessment Test I, II (Theory Component) Assignment (Theory Component) Pre/Post - experiment Test/Viva; Experimental Report for each experiment (Lab component) Model examination (lab component) End Semester Examination (Theory and lab component) |
| INDIRECT |
| Course-end survey |

TWO PORT RF NETWORKS**09 Hours**

Microwave Frequency Bands, S Parameters -Formulation of S Parameters, Properties of S Parameters, Reciprocal and Lossless Network, RF behaviour of Resistors, Capacitors and Inductors, Chip Components and Circuit Board considerations

RF IMPEDANCE MATCHING NETWORKS**09 Hours**

Importance of impedance matching, Components for matching, Design of Matching Networks - Matching network design using Lumped elements- RC, RL, RLC circuits, Design of Matching Networks using Distributed Elements- Transmission lines, Microstrip lines, Stubs.


Approved by BoS Chairman

PASSIVE AND ACTIVE MICROWAVE DEVICES**09 Hours**

Terminations, Attenuators, Phase Shifters, Directional Couplers, Microwave Hybrid Circuits, Power Dividers, Circulator, Isolator, PIN Diode Switch, Gunn Diode Oscillator, IMPATT-TRAPATT-BARITT Diodes, Varactor Diode-Introduction to Microwave Integrated Circuits.

MICROWAVE TUBES**09 Hours**

Klystrons- Re-entrant Cavities-Velocity Modulation Process– Bunching Process– Output Power and Beam Loading- Reflex Klystrons– Velocity Modulation– Power Output and Efficiency– Electronic Admittance, Helix Travelling–Wave Tubes (TWTs) –Microwave Crossed–Field Tubes – Cylindrical Magnetron.

MICROWAVE MEASUREMENTS**09 Hours**

Measuring Instruments: VSWR Meter, Power Meter, Spectrum Analyzer, Network Analyzer - Measurement of Impedance, Frequency, Power, VSWR.

REFERENCES:

1. Reinhold Ludwig And Gene Bogdanov, “RF Circuit Design: Theory and Applications”, Pearson Education Inc., 2013.
2. Samuel Y.Liao, “Microwave Devices and Circuits”, Prentice Hall of India, Third Edition, 2003.
3. Annapurna Das And Sisir K Das, “Microwave Engineering”, Tata McGraw Hill Publishing Company Ltd, New Delhi, 2009.
4. David M. Pozar, “Microwave Engineering”, Wiley India (P) Ltd, New Delhi, 2008.
5. Thomas H Lee, “Planar Microwave Engineering: A Practical Guide to Theory, Measurements And Circuits”, Cambridge University Press, 2004.
6. Mathew M Radmanesh, “RF And Microwave Electronics”, Prentice Hall, 2000.

LAB COMPONENT:**LIST OF EXPERIMENTS:**

1. Design and Analysis of RF impedance matching network.
2. Microwave S-Parameter measurement using Network Analyser.
3. Reflex Klystron Characteristics.
4. Guide wavelength, source frequency and terminated impedance of a Microwave Device.
5. Gunn Diode Characteristics
6. Directional Coupler Characteristics
7. Magic Tee Characteristics
8. Radiation Pattern of Microwave Antenna.

Theory: 45**Tutorial: 0****Practical: 30****Project: 0****Total: 75 Hours**


Approved by BoS Chairman

U18VEP7507**GLOBAL VALUES**
(Mandatory)

| | | | | |
|----------|----------|----------|----------|----------|
| L | T | P | J | C |
| 0 | 0 | 2 | 0 | 0 |

Course Outcomes

After successful completion of this course, the students should be able to:

- CO 1:** Aware of the concept of Universal Brotherhood and support the organizations which are working for it
- CO 2:** Follow the path of Ahimsa in every aspect of their life
- CO 3:** Uphold the Universal declaration of Human Rights
- CO 4:** Understand the unequal distribution of wealth in the World and bestow their effort towards inclusive growth
- CO 5:** Sensitize the environmental degradation and work for the sustainable development
- CO 6:** Amalgamate harmony through Non-violence and edify the nation headed for upholding development


Pre-requisites:

1. U18VEP1501 / PERSONAL VALUES
2. U18VEP2502 / INTERPERSONAL VALUES
3. U18VEP3503 / FAMILY VALUES
4. U18VEP4504 / PROFESSIONAL VALUES
5. U18VEP5505 / SOCIAL VALUES
6. U18VEP6506 / NATIONAL VALUES

| CO/PO Mapping (S/M/W indicates strength of correlation) S-Strong, M-Medium, W-Weak | | | | | | | | | | | | | | |
|--|-------------------------|-----|-----|-----|-----|-----|-----|-----|-----|------|------|------|------|------|
| C O s | Programme Outcomes(POs) | | | | | | | | | | | | | |
| | PO1 | PO2 | PO3 | PO4 | PO5 | PO6 | PO7 | PO8 | PO9 | PO10 | PO11 | PO12 | PSO1 | PSO2 |
| CO1 | | | | | | | M | | | | | | | |
| CO2 | | | | | | | | S | | | | | | |
| CO3 | | | | | | | | | M | | | | | |
| CO4 | | | | | | S | | | | | | | | |
| CO5 | | | | | | | | | | | M | | | |
| CO6 | | | | | | | | | | | | S | | |

Course Assessment methods

| |
|---|
| Direct |
| 1.Group Activity / Individual performance and assignment 2.Assessment on Value work sheet / Test |
| Indirect |
| 1. Mini project on values / Goodwill Recognition |


Approved by BoS Chairman


Values through Practical activities:

- 1. Universal Brotherhood:** Meaning of Universal Brotherhood- Functioning of Various organization for Universal human beings -Red Cross, UN Office for Humanitarian Affairs – Case study on humanitarian problems and intervention - Active role of Students/Individual on Universal Brotherhood.
- 2. Global Peace, Harmony and Unity:** Functions of UNO - Principal Organizations - Special organization – Case study relating to disturbance of world peace and role of UNO – Participatory role of Students/Individual in attaining the Global peace and Unity.
- 3. Non-Violence:** Philosophy of nonviolence- Nonviolence practiced by Mahatma Gandhi – Global recognition for nonviolence - Forms of nonviolence - Case study on the success story of nonviolence– Practicing nonviolence in everyday life.
- 4. Humanity and Justice:** Universal declaration of Human Rights - Broad classification - Relevant Constitutional Provisions– Judicial activism on human rights violation - Case study on Human rights violation– Adherence to human rights by Students/Individuals.
- 5. Inclusive growth and sustainable development:** Goals to transform our World: No Poverty - Good Health - Education – Equality - Economic Growth - Reduced Inequality – Protection of environment – Case study on inequality and environmental degradation and remedial measures.

| |
|----------------------|
| Workshop mode |
|----------------------|

REFERENCES

1. TEACHING ASIA-PACIFIC CORE VALUES OF PEACE AND HARMONY – UNICEF
www.unicef.org/.../pdf/Teaching%20Asia-Pacific%20core%20values.pdf
2. THREE-DIMENSIONAL ACTION FOR WORLD PROSPERITY AND PEACE- IIM Indore -
www.iimidr.ac.in/.../Three-Dimensional-Action-for-World-Prosperity-and-Peace-Glo...
3. MY NON-VIOLENCE - MAHATMA GANDHI
www.mkgandhi.org/ebks/my_nonviolence.pdf
4. HUMAN RIGHTS AND THE CONSTITUTION OF INDIA 8th ... - India Juris
www.indiajuris.com/uploads/.../pdf/11410776927qHuman%20Rights%20080914.pdf
5. THE ETHICS OF SUSTAINABILITY – Research Gate
www.researchgate.net/file.PostFileLoader.html?id...assetKey..

| |
|---|
|  Approved by BoS Chairman |
|---|

PROFESSIONAL ELECTIVES



Approved by BoS Chairman

COMMUNICATION SYSTEM



Approved by BoS Chairman

U18ECE0001

COGNITIVE RADIO

| L | T | P | J | C |
|---|---|---|---|---|
| 3 | 0 | 0 | 0 | 3 |

Course Outcomes (COs):

After successful completion of this course, the students should be able to

CO1: Explain the principles of the software defined radio (K2).

CO2: Describe the architecture of software defined radio (K2).

CO3: Explain the design considerations of cognitive radio (K2).

CO4: Illustrate cognitive radio architecture (K2).

CO5: Demonstrate knowledge of spectrum sensing (K2).

CO6: Apply cross-layer design for cognitive radio (K3).

Pre-requisites:

| CO/PO Mapping: (S/M/W indicates strength of correlation) S-Strong, M-Medium, W-Weak | | | | | | | | | | | | | | |
|---|---------------------------|-----|-----|-----|-----|-----|-----|-----|-----|------|------|------|------|------|
| COs | PROGRAMME OUTCOMES | | | | | | | | | | | | | |
| | PO1 | PO2 | PO3 | PO4 | PO5 | PO6 | PO7 | PO8 | PO9 | PO10 | PO11 | PO12 | PSO1 | PSO2 |
| CO1 | S | | | | | | | | | | | | | |
| CO2 | S | | | | W | | | | | | | | | S |
| CO3 | S | | | M | W | | | | | | | | | S |
| CO4 | S | | | W | | | | | | | | | | S |
| CO5 | S | | | | M | | | | | | | | | S |
| CO6 | S | | | M | | | | | | | | | | S |

Course Assessment Methods

| |
|--|
| DIRECT |
| Continuous Assessment Test I, II Assignment End Semester Examination |
| INDIRECT |
| Course-end survey |

INTRODUCTION TO SOFTWARE DEFINED RADIO**09 Hours**

Definitions and potential benefits, software radio architecture evolution – foundations, technology tradeoffs and architecture implications.



Approved by BoS Chairman

SDR ARCHITECTURE**09 Hours**

Essential functions of the software radio, architecture goals, quantifying degrees of programmability, top level component topology, computational properties of functional components, interface topologies among plug and play modules, architecture partitions.

INTRODUCTION TO COGNITIVE RADIOS**09 Hours**

Marking radio self-aware, the cognition cycle, organization of cognition tasks, structuring knowledge for cognition tasks, Enabling location and environment awareness in cognitive radios – concepts, architecture, design considerations.

COGNITIVE RADIO ARCHITECTURE**09 Hours**

Primary Cognitive Radio functions, Behaviors, Components, A–Priori Knowledge taxonomy, observe – phase data structures, Radio procedure knowledge encapsulation, components of orient, plan, decide phases, act phase knowledge representation, design rules.

NEXT GENERATION WIRELESS NETWORKS**09 Hours**

The XG Network architecture, spectrum sensing, spectrum management, spectrum mobility, spectrum sharing, upper layer issues, cross – layer design.

| | | | | |
|-------------------|--------------------|---------------------|-------------------|------------------------|
| Theory: 45 | Tutorial: 0 | Practical: 0 | Project: 0 | Total: 45 Hours |
|-------------------|--------------------|---------------------|-------------------|------------------------|

REFERENCES

1. Qusay. H. Mahmoud, “Cognitive Networks: Towards Self Aware Network”, John Wiley & Sons Ltd. 2007.
2. Markus Dillinger, KambizMadani, Nancy Alonistioti, “Software Defined Radio”, John Wiley, 2003.
3. HuseyinArslan, “Cognitive Radio, SDR and Adaptive System”, Springer, 2007.
4. Joseph Mitola, “Cognitive Radio Architecture”, John Wiley & Sons, 2006.
5. Alexander M. Wyglinski, Maziarnekov, Y. Thomas Hu, “Cognitive Radio Communication and Networks”, Elsevier, 2010.
6. J. Mitola, “The Software Radio Architecture”, IEEE Communications Magazine, May 1995.
7. Joseph Mitola III and Gerald Q. Maquire, “Cognitive radio: making software radios more personal”, IEEE Personal Communications, August 1999.
8. J. Mitola, “Cognitive Radio: An Integrated Agent Architecture for software defined radio”, Doctor of Technology thesis, Royal Inst. Technology, Sweden 2000.
9. Simon Haykin, “Cognitive Radio: Brain –empowered wireless communications”, IEEE Journal on selected areas in communications, Feb 2005.
10. HasariCelebi, HuseyinArslan, “Enabling location and environment awareness in cognitive radios”, Elsevier Computer Communications, Jan 2008.
11. Ian F. Akyildiz, Won – Yeol Lee, Mehmet C. Vuran, ShantidevMohanty, “Next generation / dynamic spectrum access / cognitive radio wireless networks: A Survey” Elsevier Computer Networks, May 2006.



Approved by BoS Chairman

U18ECE0002

SATELLITE COMMUNICATION

| L | T | P | J | C |
|---|---|---|---|---|
| 3 | 0 | 0 | 0 | 3 |

Course Outcomes (COs):

After successful completion of this course, the students should be able to

- CO1:** Discuss orbital mechanics and launch methodologies (K2).
CO2: Describe various space subsystems (K2).
CO3: Explain different subsystems of earth segment (K2).
CO4: Apply signal processing for satellite communication (K2).
CO5: Design and analyze link power budget for satellites (K4).
CO6: Describe various Satellite Applications (K2).

Pre-requisites:


| CO/PO Mapping: (S/M/W indicates strength of correlation) S-Strong, M-Medium, W-Weak | | | | | | | | | | | | | | |
|---|---------------------------|-----|-----|-----|-----|-----|-----|-----|-----|------|------|------|------|------|
| COs | PROGRAMME OUTCOMES | | | | | | | | | | | | | |
| | PO1 | PO2 | PO3 | PO4 | PO5 | PO6 | PO7 | PO8 | PO9 | PO10 | PO11 | PO12 | PSO1 | PSO2 |
| CO1 | S | M | | | | | | | | | | | | M |
| CO2 | S | M | | | | | | | | | | | | M |
| CO3 | S | | | | | | | | | | | | | M |
| CO4 | | S | | M | | | | | | | | | | M |
| CO5 | | S | M | | | | | | | | | | | S |
| CO6 | | S | | | | | | | | | | | | M |

Course Assessment Methods

| |
|--|
| DIRECT |
| Continuous Assessment Test I, II Assignment End Semester Examination |
| INDIRECT |
| Course-end survey |

SATELLITE ORBITS**09 Hours**

Introduction - Spectrum allocations for satellite systems -Kepler's Laws - orbital parameters - orbital perturbations - station keeping – Type of orbits - Geo stationary orbits – look angle determination- limits of visibility – eclipse -sub satellite point – sun transit outage - launching procedures - launch vehicles and propulsion.



Approved by BoS Chairman

SPACE AND EARTH SEGMENT**09 Hours**

Spacecraft technology- structure- power supply- attitude and orbit control - thermal control and propulsion - communication subsystems - telemetry, tracking and command - Transponders-Antenna subsystem, Equipment reliability.

Earth station technology -Receive only home TV systems - MATV – CATV – Transmit Receive Earth Stations.

SATELLITE ACCESS**09 Hours**

Modulation and Multiplexing-Voice, Data, Video, Analog – digital transmission system-Digital video broadcast - multiple access: FDMA, TDMA, CDMA- assignment methods -spread spectrum communication -compression – encryption.

SATELLITE LINK DESIGN**09 Hours**

Introduction- Equivalent isotropic radiated power -Transmission Losses – Link power budget equation - System Noise, Carrier to Noise ratio – uplink – downlink – effects of rain – combined uplink and downlink C/N ratio – inter modulation noise - Interference between satellite circuits.

SATELLITE APPLICATIONS**09 Hours**

Satellite mobile services – VSAT- Radarsat- GPS- Orbcomm-iridium- Direct Broadcast satellites (DBS) - Direct to home Broadcast (DTH) -Digital audio broadcast (DAB) – World space services, Business TV (BTV) – GRAMSAT - Specialized services : E mail, Video conferencing, Internet- INTELSAT Series- INSAT – INMARSAT.

Theory: 45**Tutorial: 0****Practical: 0****Project: 0****Total: 45 Hours****REFERENCES:**

1. Dennis Roddy, 'Satellite Communication', McGraw Hill International, 4th Edition, 2006.
2. Timothy Pratt, Charles Bostian & Jeremy Allmuti, "Satellite Communications", John Wiley & Sons. Second edition 2008.
3. N.Agarwal, "Design of Geosynchronous Space Craft", Prentice Hall, 1986.
4. Bruce R. Elbert, "The Satellite Communication Applications" Hand Book, Artech House Boston London, second edition 2004.
5. Tri T. Ha, "Digital Satellite Communication", II edition, 1990.
6. Emanuel Fthenakis, "Manual of Satellite Communications", McGraw Hill Book Co., 1984.
7. Robert G. Winch, "Telecommunication Transmission Systems", McGraw-Hill Book Co., second edition 1998.



Approved by BoS Chairman

U18ECE0003

MIMO SYSTEMS

| | | | | |
|----------|----------|----------|----------|----------|
| L | T | P | J | C |
| 3 | 0 | 0 | 0 | 3 |

Course Outcomes (COs):

After successful completion of this course, the students should be able to

- CO1:** Describe point-to-point communication techniques that increase reliability by exploiting time, frequency and spatial diversity (K2).
- CO2:** Analyze the performance of Wireless channel and MIMO channel models (K3).
- CO3:** Describe Spatial Multiplexing, Space Time coding (K2).
- CO4:** Explain diversity-multiplexing tradeoff and space-time code design (K2).
- CO5:** Discuss MIMO in multiuser communication (K2).

Pre-requisites:

1. U18EC T7002 Wireless Communication

| CO/PO Mapping: (S/M/W indicates strength of correlation) S-Strong, M-Medium, W-Weak | | | | | | | | | | | | | | |
|---|---------------------------|-----|-----|-----|-----|-----|-----|-----|-----|------|------|------|------|------|
| COs | PROGRAMME OUTCOMES | | | | | | | | | | | | | |
| | PO1 | PO2 | PO3 | PO4 | PO5 | PO6 | PO7 | PO8 | PO9 | PO10 | PO11 | PO12 | PSO1 | PSO2 |
| CO1 | | S | M | M | | | | | | | | | | S |
| CO2 | | S | M | S | | | | | | | | | | S |
| CO3 | S | M | M | | | | | | | | | | | M |
| CO4 | S | M | M | | | | | | | | | | | M |
| CO5 | S | M | M | | | | | | | | | | | M |

Course Assessment Methods

| |
|--|
| DIRECT |
| Continuous Assessment Test I, II Assignment End Semester Examination |
| INDIRECT |
| Course-end survey |

**POINT-TO-POINT COMMUNICATION:
DETECTION, DIVERSITY AND CHANNEL UNCERTAINTY**

09 Hours

Detection in a Rayleigh Fading Channel - Time Diversity- Antenna Diversity - Frequency Diversity - Impact of Channel Uncertainty

SPATIAL MULTIPLEXING AND CHANNEL MODELING

09 Hours

Multiplexing Capability of Deterministic MIMO Channels- Physical Modeling of MIMO Channels- Modeling of MIMO Fading Channels


Approved by BoS Chairman

CAPACITY AND MULTIPLEXING ARCHITECTURES**09 Hours**

The V-BLAST Architecture- Fast Fading MIMO Channel- Receiver Architectures- Slow Fading MIMO Channel - D-BLAST: An Outage-Optimal Architecture

DIVERSITY-MULTIPLEXING TRADEOFF AND UNIVERSAL SPACE-TIME CODES**09 Hours**

Diversity - Multiplexing Tradeoff - Universal Code Design for Optimal Diversity – Multiplexing Tradeoff

MULTIUSER COMMUNICATION**09 Hours**

Uplink with Multiple Receive Antennas - MIMO Uplink - Downlink with Multiple Transmit Antennas - MIMO Downlink

Theory: 45**Tutorial: 0****Practical: 0****Project: 0****Total: 45 Hours****REFERENCES:**

1. David Tse and Pramod Viswanath, "Fundamentals of Wireless Communication", Cambridge University Press, 2004.
2. A. Paulraj, Rohit Nabar, Dhananjay Gore., "Introduction to Space Time Wireless Communication Systems", Cambridge University Press, 2003
3. Sergio Verdu "Multi User Detection" Cambridge University Press, 1998



Approved by BoS Chairman

U18ECE0004

ADVANCED WIRELESS COMMUNICATION

| | | | | |
|----------|----------|----------|----------|----------|
| L | T | P | J | C |
| 3 | 0 | 0 | 0 | 3 |

Course Outcomes (COs):

After successful completion of this course, the students should be able to

- CO1:** Analyze various wireless channel models (K4).
CO2: Analyze the performance of digital modulation schemes over wireless channel (K4).
CO3: Describe multicarrier modulation technique (K3).
CO4: Explain cooperative communication techniques (K2).
CO5: Discuss green wireless communication technology (K2).
CO6: Explain Millimeter wave communication (K2).

Pre-requisites:

1.U18ECT7002 Wireless Communication


| CO/PO Mapping: (S/M/W indicates strength of correlation) S-Strong, M-Medium, W-Weak | | | | | | | | | | | | | | |
|---|---------------------------|-----|-----|-----|-----|-----|-----|-----|-----|------|------|------|------|------|
| COs | PROGRAMME OUTCOMES | | | | | | | | | | | | | |
| | PO1 | PO2 | PO3 | PO4 | PO5 | PO6 | PO7 | PO8 | PO9 | PO10 | PO11 | PO12 | PSO1 | PSO2 |
| CO1 | | S | M | M | | | | | | | | | | S |
| CO2 | | S | M | S | | | | | | | | | | S |
| CO3 | S | M | M | | | | | | | | | | | M |
| CO4 | S | M | M | | | | | | | | | | | M |
| CO5 | S | M | M | | | | | | | | | | | M |
| CO6 | S | M | M | | | | | | | | | | | M |

Course Assessment Methods

| |
|--|
| DIRECT |
| Continuous Assessment Test I, II Assignment End Semester Examination |
| INDIRECT |
| Course-end survey |

WIRELESS CHANNEL MODELS**12 Hours**

Overview of wireless systems – path loss model for wireless channels – Time and Frequency coherence – Statistical multipath channel models – Capacity of wireless Channel -Capacity of Flat Fading Channel – Channel Distribution Information known – Channel Side Information at Receiver – Channel Side Information at Transmitter and Receiver –Capacity with Receiver diversity – Capacity comparisons – Capacity of Frequency Selective Fading channels.


Approved by BoS Chairman

DIGITAL MODULATION AND DIVERSITY TECHNIQUES**09 Hours**

Performance of Digital Modulation over Wireless Channel-Fading– Outage Probability– Average Probability of Error — Combined Outage and Average Error Probability.

MULTICARRIER MODULATION**09 Hours**

Data Transmission using Multiple Carriers – Multicarrier Modulation with Overlapping Subchannels – Mitigation of Subcarrier Fading – Discrete Implementation of Multicarrier Modulation – Peak to average Power Ratio- Frequency and Timing offset – OFDM, MC CDMA.

COOPERATIVE COMMUNICATIONS AND GREEN CONCEPTS**09 Hours**

Network architectures and research issues in cooperative cellular wireless networks - Cooperative communications in OFDM and MIMO cellular relay networks: issues and approaches - Fundamental trade- offs on the design of green radio networks, Green modulation and coding schemes, Cooperative techniques for energy efficiency

INTRODUCTION TO MULTI-GIGABIT**09 Hours**

60-GHz MILLIMETER WAVE RADIOS -Millimeter wave characteristics - Channel performance at 60 GHz, Gigabit wireless communication, Standards- Wi-Gig, IEEE 802.11ad, IEEE 802.15.3c- Millimeter wave applications.

Theory: 45**Tutorial: 0****Practical: 0****Project: 0****Total: 45 Hours****REFERENCES:**

1. Andrea Goldsmith, “Wireless Communications”, Cambridge University Press, 2005
2. Ekram Hossain, Dong In Kim, Vijay K. Bhargava, “Cooperative Cellular Wireless Networks”, Cambridge University Press, 2011.
3. Kao-Cheng Huang, Zhaocheng Wang, “Millimeter wave communication systems”, John Wiley & Sons, Hoboken, New Jersey, 2011
4. T.S. Rappaport, “Wireless Communications”, Pearson Education, 2nd Edition, 2014.
5. David Tse and Pramod Viswanath, “Fundamentals of Wireless Communication”, Cambridge University Press, 2005.
6. Ekram Hossain, Vijay K. Bhargava (Editor), Gerhard P. Fettweis (Editor), “Green Radio Communication Networks”, Cambridge University Press, 2012.



Approved by BoS Chairman

U18ECE0005

RADAR AND NAVIGATIONAL AIDS

| | | | | |
|----------|----------|----------|----------|----------|
| L | T | P | J | C |
| 3 | 0 | 0 | 0 | 3 |

Course Outcomes (COs):

After successful completion of this course, the students should be able to

- CO1: Discuss principles of radar (K2).
 CO2: Describe operation of Moving Target Indicator and pulse Doppler radar (K2).
 CO3: Explain the building blocks of Radar transceiver (K2).
 CO4: Explain concepts of navigational system (K2).
 CO5: Compare different navigation systems (K3).
 CO6: Discuss instrument landing system and distance measuring equipment (K2).

Pre-requisites:

1. U18EC I5201 Communication Engineering I
2. U18EC T5005 Antennas and Wave Propagation

| CO/PO Mapping: (S/M/W indicates strength of correlation) S-Strong, M-Medium, W-Weak | | | | | | | | | | | | | | |
|---|---------------------------------|-----|-----|-----|-----|-----|-----|-----|-----|------|------|------|------|------|
| COs | Programme Outcomes (POs) | | | | | | | | | | | | | |
| | PO1 | PO2 | PO3 | PO4 | PO5 | PO6 | PO7 | PO8 | PO9 | PO10 | PO11 | PO12 | PSO1 | PSO2 |
| CO1 | S | | M | | | | | | | | | | | M |
| CO2 | S | | M | | | | | | | | | | | M |
| CO3 | S | | | | | | | | | | | | | M |
| CO4 | S | | M | | | | | | | | | | | M |
| CO5 | S | | | | | | | | | | | | | M |
| CO6 | S | | M | | | | | | | | | | | M |

Course Assessment Methods

| |
|--|
| DIRECT |
| Continuous Assessment Test I, II Assignment End Semester Examination |
| INDIRECT |
| Course-end survey |

INTRODUCTION TO RADAR**09 Hours**

Radar Block Diagram- Radar Frequencies – Radar equation –Applications of Radar – Probabilities of Detection and False Alarm- Integration of Radar Pulses- Radar Cross Section of Targets- Radar cross Section Fluctuations- Transmitter Power- Pulse Repetition Frequency- Antenna Parameters - System losses.



Approved by BoS Chairman

MTI AND PULSE DOPPLER RADAR**09 Hours**

Introduction to Doppler and Moving Target Indicator (MTI) Radar- Delay Line Cancellers - Staggered Pulse Repetition Frequencies – Digital MTI Processing - Moving Target Detector - Limitations to MTI Performance - MTI from a Moving Platform

Pulse Doppler Radar – Tracking with Radar – Monopulse Tracking –Conical Scan and Sequential Lobing - Limitations to Tracking Accuracy – Low Angle Tracking - Tracking in Range - Other Tracking Radar Topics -Comparison of Trackers - Tracking with Surveillance Radars (ADT).

DETECTION OF SIGNAL**09 Hours**

Introduction – Automatic Detector - Constant False Alarm Rate Receivers - Radar operator - Propagation Radar Waves - Atmospheric Refraction -Standard propagation - Nonstandard Propagation - Radar Antenna - Reflector Antennas - Electronically Steered Phased Array Antennas - Phase Shifters – Frequency Scan Arrays. Radar Transmitters - Linear Beam Power Tubes - Solid State RF Power Sources - Magnetron Radar Receivers - Receiver noise Figure - Superheterodyne Receiver - Duplexers and Receiver Protectors- Radar Displays.

METHODS OF NAVIGATION**09 Hours**

Radio Direction Finding - Loop Antenna - Loop Input Circuits - Aural Null Direction Finder - Goniometer - Errors in Direction Finding - Adcock Direction Finders - Direction Finding at Very High Frequencies - Automatic Direction Finders - Commutated Aerial Direction Finder - Range and Accuracy of Direction Finders Radio Ranges - LF/MF Four course Radio Range - VHF Omni Directional Range(VOR) - VOR Receiving Equipment - Range and Accuracy of VOR - Hyperbolic Systems of Navigation (Loran and Decca) – Loran A Equipment - Range and precision of Standard Loran – Loran C - Decca Navigation System - Decca Receivers - Range and Accuracy of Decca - Omega System.

DME AND TACAN**09 Hours**

Distance Measuring Equipment - Operation of DME - TACAN - TACAN Equipment Approach and Landing - Instrument Landing System (ILS) - Ground Controlled Approach (GCA) System - Microwave Landing System (MLS) Doppler Navigation - Doppler Effect - Beam Configurations -Doppler Frequency Equations - Track Stabilization - Doppler Spectrum - Components of the Doppler Navigation System - Doppler range Equation - Accuracy of Doppler Navigation Systems.

Theory: 45**Tutorial: 0****Practical: 0****Project: 0****Total: 45 Hours**


Approved by BoS Chairman

REFERENCES:

1. Merrill I. Skolnik , " Introduction to Radar Systems", Tata McGraw-Hill (3rd Edition) 2003.
2. N.S.Nagaraja, -Elements of Electronic Navigation Systems , 2nd Edition, Tata McGraw- Hill, 2000.
3. Myron Kyton and W.R.Fried Avionics Navigation systems — , John wiley& sons, (2nd Edition) 1997.
4. Albert Helfrick.D, Principles of Avionics , Avionics communications Inc,2004.
5. Peyton Z. Peebles:, "Radar Principles", John wiley, 2004.
6. J.C Toomay, " Principles of Radar", 2nd Edition –Prentice Hall India, 2004.
7. Albert Helfrick.D, Principles of Avionics, Avionics communications Inc,2004.



Approved by BoS Chairman

SIGNAL PROCESSING



Approved by BoS Chairman

U18ECE0011

DIGITAL IMAGE PROCESSING

| | | | | |
|----------|----------|----------|----------|----------|
| L | T | P | J | C |
| 3 | 0 | 0 | 0 | 3 |

Course Outcomes (COs):

After successful completion of this course, the students should be able to

CO1: Explain the fundamental concepts of a digital image processing (K1).

CO2: Compare various Image Transform Techniques (K3).

CO3: Apply enhancement and restoration algorithms for image analysis. (K3). **CO4:**

Choose appropriate segmentation algorithms for given application (K4). **CO5:**

Compare various Image compression techniques (K3).


Pre-requisites:

1. U18EC I4201 Digital Signal Processing

| CO/PO Mapping: (S/M/W indicates strength of correlation) S-Strong, M-Medium, W-Weak | | | | | | | | | | | | | | |
|---|---------------------------|-----|-----|-----|-----|-----|-----|-----|-----|------|------|------|------|------|
| COs | PROGRAMME OUTCOMES | | | | | | | | | | | | | |
| | PO1 | PO2 | PO3 | PO4 | PO5 | PO6 | PO7 | PO8 | PO9 | PO10 | PO11 | PO12 | PSO1 | PSO2 |
| CO1 | S | | | | | | | | | | | | | M |
| CO2 | | S | M | M | | | | | | | | | | M |
| CO3 | | S | M | | | | | | | | | | | M |
| CO4 | | S | M | M | S | | | | | | | | | M |
| CO5 | | S | M | M | S | | | | | | | | | M |

Course Assessment Methods

| |
|--|
| DIRECT |
| Continuous Assessment Test I, II Assignment Group Presentation End Semester Examination |
| INDIRECT |
| Course-end survey |


Approved by BoS Chairman

DIGITAL IMAGE FUNDAMENTALS**09 Hours**

Elements of visual perception – Image sensing and acquisition – Image Formation Model, Image Sampling and Quantization, Representation of Digital Images, Spatial and Gray level Resolution, Zooming and Shrinking of Digital Images, Basic relationship between pixels – Basic gray level transformations. Color images – Color models - Chromaticity diagram.

IMAGE TRANSFORMS**09 Hours**

1D and 2D image transforms - Separable Transforms - One dimensional Fourier Transform - DFT – Two dimensional Fourier Transform - Discrete Cosine Transform - Walsh–Hadamard Transform – Wavelet transform –discrete and continuous- Haar transform – Properties.

IMAGE ENHANCEMENT AND RESTORATION**09 Hours**

Image Enhancement: Spatial Domain Methods. Image subtraction– Image averaging– Spatial filtering - Smoothing, Sharpening filters–First and Second Derivatives– Histogram –Histogram –Equalization Frequency Domain Methods – Filtering - Smoothing and Sharpening–Butterworth filter
Image Restoration: Model of Image Degradation/ Restoration process – Linear, position–invariant degradation – Estimating the degradation function – Inverse filtering- Weiner filtering–Unconstrained restoration

IMAGE SEGMENTATION AND REPRESENTATION**09 Hours**

Detection of discontinuities - Point, Line and Edge detection – Gradient operators - Edge linking – Graph theoretic technique - Thresholding – global and adaptive –Region-based segmentation.
Boundary representation – chain codes - Polygonal approximation–Signatures– skeletons – Boundary segments– Boundary descriptors: Shape numbers-Fourier descriptors-Regional descriptors–topological descriptors

IMAGE COMPRESSION**09 Hours**

Introduction to image compression– Lossy and Lossless compression – Sequential and Progressive Compression – Rate/Distortion optimization - compression metrics- Huffman coding – Run Length Coding – Predictive coding – DPCM - Transform coding – Vector quantization-Image compression standards.

Theory: 45**Tutorial: 0****Practical: 0****Project: 0****Total: 45 Hours****REFERENCES:**

1. R. C. Gonzalez, R. E. Woods, “Digital Image Processing”, Pearson Education, 4th Edition, 2017.
2. Anil K. Jain, “Fundamentals of Digital Image Processing”, Pearson Education, 1st Edition, 2015.
3. David Salomon, “Data Compression”, Springer Verlag, New York, Inc., 4th Edition, 2006.
4. Dr.S.Jayaraman, “ Digital Image Processing”, Tata McGraw-Hill, 2009.
5. William K Pratt, “Digital Image Processing”, John Wiley and Sons, 2007, 4th Edition.
6. Dr.Sridhar, “Digital Image Processing”, OUP India, 2011.



Approved by BoS Chairman

U18ECE0012

MULTIMEDIA AND COMPRESSION

| | | | | |
|----------|----------|----------|----------|----------|
| L | T | P | J | C |
| 3 | 0 | 0 | 0 | 3 |

Course Outcomes (COs):

After successful completion of this course, the students should be able to

- CO1:** Describe the basics of the data compression techniques (K2).
CO2: Compare text compression algorithms in terms of speed and compression ratio (K4).
CO3: Analyze various speech and audio compression techniques (K4).
CO4: Choose appropriate compression techniques for image compression (K4).
CO5: Compare various video compression standards (K4).

Pre-requisites:

1. U18EC I4201 Digital Signal Processing

| CO/PO Mapping: (S/M/W indicates strength of correlation) S-Strong, M-Medium, W-Weak | | | | | | | | | | | | | | |
|---|---------------------------|-----|-----|-----|-----|-----|-----|-----|-----|------|------|------|------|------|
| COs | PROGRAMME OUTCOMES | | | | | | | | | | | | | |
| | PO1 | PO2 | PO3 | PO4 | PO5 | PO6 | PO7 | PO8 | PO9 | PO10 | PO11 | PO12 | PSO1 | PSO2 |
| CO1 | | S | | | | | | | | | | | | M |
| CO2 | | S | | | | | | | | | | | | M |
| CO3 | | S | M | M | | | | | | | | | | M |
| CO4 | | S | M | M | | | | | | | | | | M |
| CO5 | | S | M | M | | | | | | | | | | M |

Course Assessment Methods

| |
|--|
| DIRECT |
| Continuous Assessment Test I, II Assignment Group Presentation End Semester Examination |
| INDIRECT |
| Course-end survey |

INTRODUCTION**09 Hours**

Multimedia data - Features — Storage requirements for multimedia - Need for Compression - Taxonomy of compression – Metrics – Quantitative and Qualitative techniques - Overview of source coding – Vector quantization.

TEXT COMPRESSION**09 Hours**

Characteristics of text data – Run Length Encoding - Huffmann coding – Adaptive Huffmann Coding – Arithmetic coding — Dictionary techniques – LZW algorithm - GIF, TIF.



Approved by BoS Chairman

AUDIO AND SPEECH COMPRESSION**09 Hours**

Fundamental concepts of speech and audio - Audio compression techniques – μ Law and A- Law companding - PCM, DPCM, DM, ADM - sub-band coding – G.722 – MPEG audio – MP3, MP4 - LPC – CELP, RELP coders.

IMAGE COMPRESSION**09 Hours**

Image data representation – Transform Coding – DCT - JPEG Standard – Fundamentals of Wavelets – Properties –DWT – Sub-band coding – QMF Filters –JPEG 2000 standard.

VIDEO COMPRESSION**09 Hours**

Fundamental concepts of video - Video signal representation - Motion estimation and compensation Techniques – MPEG Video Compression standards: MPEG – 1, 2 and 4 — H.264 Standard.

| | | | | |
|-------------------|--------------------|---------------------|-------------------|------------------------|
| Theory: 45 | Tutorial: 0 | Practical: 0 | Project: 0 | Total: 45 Hours |
|-------------------|--------------------|---------------------|-------------------|------------------------|

REFERENCES:

1. Khalid Sayood, “Introduction to Data Compression”, Morgan Kauffman, 5th Edition, 2017.
2. David Salomon, “Data Compression – The Complete Reference”, Springer Verlag New York Inc., 4th Edition, 2006.
3. Mark S. Drew, Ze-Nian Li, JiangchuanLiu, “ Fundamentals of Multimedia”, Prentice Hall of India, 1st Edition, 2014.
4. Yun Q.Shi, Huifang Sun, “ Image and Video Compression for Multimedia Engineering - Fundamentals, Algorithms & Standards”, CRC press, 2003
5. Peter Symes, “Digital Video Compression”, McGraw Hill Pub., 2004.



Approved by BoS Chairman

U18ECE0013

BIOMEDICAL SIGNAL PROCESSING

| | | | | |
|----------|----------|----------|----------|----------|
| L | T | P | J | C |
| 3 | 0 | 0 | 0 | 3 |

Course Outcomes (COs):

After successful completion of this course, the students should be able

- CO1:** Describe various bio medical signals and their characteristics (K2)
CO2: Apply signal averaging for different applications (K3)
CO3: Analyze biomedical signals using Transforms (K3)
CO4: Analyze biomedical signals using time series analysis (K3).
CO5: Classify Biomedical signals (K4)

Pre-requisites:

1.U18EC I4201 Digital Signal Processing

| CO/PO Mapping: (S/M/W indicates strength of correlation) S-Strong, M-Medium, W-Weak | | | | | | | | | | | | | | |
|---|---------------------------|-----|-----|-----|-----|-----|-----|-----|-----|------|------|------|------|------|
| COs | PROGRAMME OUTCOMES | | | | | | | | | | | | | |
| | PO1 | PO2 | PO3 | PO4 | PO5 | PO6 | PO7 | PO8 | PO9 | PO10 | PO11 | PO12 | PSO1 | PSO2 |
| CO1 | S | S | | | | | | | | | | | | M |
| CO2 | S | S | S | M | | | | | | | | | | M |
| CO3 | S | S | S | M | | M | | | | | | | | M |
| CO4 | S | S | S | M | | M | | | | | | | | M |
| CO5 | S | S | S | M | | M | | | | | | | | M |

Course Assessment Methods

| |
|--|
| DIRECT |
| Continuous Assessment Test I, II Assignment Group Presentation End Semester Examination |
| INDIRECT |
| Course-end survey |

BIOSIGNALS AND THEIR CHARACTERISTICS**09 Hours**

Source of Bioelectric potential, Resting and action potential, Propagation of action potentials in nerves, Characteristics of biomedical signals, The nature of biomedical signals signal analysis, Biomedical signal acquisition and processing, Difficulties in biomedical signal acquisition and analysis, computer aided diagnosis



Approved by BoS Chairman

SIGNAL AVERAGING**09 Hours**

Basics of signal averaging, signal averaging as a digital filter, limitations of signal averaging. Removal of artifacts by averaging. Filtering for removal of artifacts: Introduction, Random noise, structured noise and physiological interference, stationary versus non stationary process. Finite time averaging: Introduction, finite time estimation of mean value, estimation of variance, correlation, synchronous averaging.

FREQUENCY DOMAIN ANALYSIS AND ADAPTIVE FILTERING**09 Hours**

Frequency domain analysis Introduction, Spectral analysis, linear filtering, Removal of high frequency noise (power line interference). Adaptive filtering– LMS adaptive filter, adaptive noise canceling in ECG, improved adaptive filtering in FECCG.

TIME SERIES ANALYSIS**09 Hours**

Time series analysis – linear prediction models, process order estimation, lattice representation, non stationary process, fixed segmentation, adaptive segmentation, application in EEG, PCG signals, Time varying analysis of Heart-rate variability, model based ECG simulator.

BIOSIGNAL CLASSIFICATION AND RECOGNITION**09 Hours**

Signal classification and recognition – Statistical signal classification, linear discriminant function, direct feature selection and ordering, Back propagation neural network-based classification. Application in Normal versus Ectopic ECG beats.

| | | | | |
|-------------------|--------------------|---------------------|-------------------|------------------------|
| Theory: 45 | Tutorial: 0 | Practical: 0 | Project: 0 | Total: 45 Hours |
|-------------------|--------------------|---------------------|-------------------|------------------------|

REFERENCES:

1. Arnon Cohen, Bio-Medical Signal Processing 2nd edition, CRC Press Inc., Boca Rato, Florida, 2000
2. Rangaraj M. Rangayyan, Biomedical Signal Analysis-A case study approach, 2ndedition,Wiley, 2015
3. D.C.Reddy, Biomedical Signal Processing- principles and techniques, Tata McGraw-Hill Education, 2005



Approved by BoS Chairman

U18ECE0014

MACHINE LEARNING

| | | | | |
|----------|----------|----------|----------|----------|
| L | T | P | J | C |
| 3 | 0 | 0 | 0 | 3 |

Course Outcomes (COs):

After successful completion of this course, the students should be able to

- CO1:** Compare the various learning methods (K2)
CO2: Compare and apply neural network-based learning algorithm (K3)
CO3: Apply appropriate linear model for a given application (K3)
CO4: Apply probabilistic, clustering and feature reduction technique for suitable application (K3)
CO5: Choose appropriate graphical model for given application (K3)

Pre-requisites:

| CO/PO Mapping: (S/M/W indicates strength of correlation) S-Strong, M-Medium, W-Weak | | | | | | | | | | | | | | |
|---|---------------------------|-----|-----|-----|-----|-----|-----|-----|-----|------|------|------|------|------|
| COs | PROGRAMME OUTCOMES | | | | | | | | | | | | | |
| | PO1 | PO2 | PO3 | PO4 | PO5 | PO6 | PO7 | PO8 | PO9 | PO10 | PO11 | PO12 | PSO1 | PSO2 |
| CO1 | M | S | | | | | | | | | | | | |
| CO2 | S | S | M | M | | | | | | | | | | |
| CO3 | M | S | S | | | | | | | | | | | |
| CO4 | M | S | S | M | M | | | | | | | | | |
| CO5 | M | S | S | M | | | | | | | | | | |

Course Assessment Methods

| |
|--|
| DIRECT |
| Continuous Assessment Test I, II Assignment Group Presentation End Semester Examination |
| INDIRECT |
| Course-end survey |

FUNDAMENTALS OF MACHINE LEARNING**09 Hours**

Learning - types of learning: supervised, unsupervised and reinforcement learning – feasibility of learning – Vapnik-Chervonenkis Bound (VC Bound), error and noise – training versus testing – theory of generalization – generalization bound – approximation- generalization tradeoff – bias and variance decomposition – learning curve.



Approved by BoS Chairman

NEURAL NETWORK**09 Hours**

Brain and neuron -Models of a neuron –Perceptron- feed-forward neural networks, learning Boolean function – Network training- Error Propagation, Multi-layer Perceptron, back propagation algorithm - network pruning, limitations and convergence of back- propagation learning, Generalized radial-basis function networks

LINEAR MODEL**09 Hours**

Linear models, Linear models for regression: linear basis function models, Bayesian linear regression. Linear models for classification: discriminant functions –Least squares for classification, Fisher's linear discriminant - two classes and multiple classes.

Probabilistic Generative Models: Maximum margin classifiers - support vector machine.

CLUSTERING**05 Hours**

Probability and learning - Gaussian Mixture model, K-means clustering, Vector Quantization, Self-Organized feature map.

DIMENSIONALITY REDUCTION**04 Hours**

Dimensionality reduction, Factor analysis, Linear Discriminant analysis, Principal Component Analysis, Independent Component Analysis.

GRAPHICAL MODEL**09 Hours**

Directed graphical models - Bayesian network, Undirected graphical models -Markov Random fields-inference in graphical models - Markov model - Hidden Markov Models (HMMs).

Decision trees – Classification and regression tree.

| | | | | |
|-------------------|--------------------|---------------------|-------------------|------------------------|
| Theory: 45 | Tutorial: 0 | Practical: 0 | Project: 0 | Total: 45 Hours |
|-------------------|--------------------|---------------------|-------------------|------------------------|

REFERENCES:

1. Tom. M. Mitchell 2013 - Machine learning, first edition, McGraw Hill education,
2. Stephen Marsland - Machine learning - an algorithmic perspective, second edition, Chapman and Hall CRC machine learning and Pattern recognition series, 2014
3. EthemAlpaydin, “Introduction to Machine Learning”, MIT Press, Third Edition, 2014
4. K. P. Murpthy, —Machine Learning: A probabilistic perspective, MIT Press, 2012
5. Laurene Fauseett, “Fundamentals of Neural Networks”, Prentice Hall India, New Delhi, 2004.
6. Bishop, Christopher, Pattern Recognition and Machine Learning Springer 2007
7. D. Barber, —Bayesian Reasoning and Machine Learning, Cambridge University Press, 2012.
8. Simon Haykin, Neural networks - a comprehensive foundation, second edition, Pearson Education- 2008.
9. M. Mohri, A. Rostamizadeh, and A. Talwalkar, —Foundations of Machine Learning, MIT Press,2012.



Approved by BoS Chairman

U18ECE0015

STATISTICAL SIGNAL PROCESSING

| | | | | |
|----------|----------|----------|----------|----------|
| L | T | P | J | C |
| 3 | 0 | 0 | 0 | 3 |

Course Outcomes (COs):

After successful completion of this course, the students should be able to

- CO1:** Understand discrete random process (K2).
CO2: Compare various power spectrum estimation methods (K3).
CO3: Apply Weiner Filter for a given application (K3).
CO4: Compare and Implement adaptive filtering algorithms (K3).
CO5: Apply wavelet transform for signal analysis (K3).

Pre-requisites:

1.U18EC I4201 Digital Signal Processing

| CO/PO Mapping: (S/M/W indicates strength of correlation) S-Strong, M-Medium, W-Weak | | | | | | | | | | | | | | |
|---|---------------------------|-----|-----|-----|-----|-----|-----|-----|-----|------|------|------|------|------|
| COs | PROGRAMME OUTCOMES | | | | | | | | | | | | | |
| | PO1 | PO2 | PO3 | PO4 | PO5 | PO6 | PO7 | PO8 | PO9 | PO10 | PO11 | PO12 | PSO1 | PSO2 |
| CO1 | S | M | | | | | | | | | | | M | |
| CO2 | | S | M | | | | | | | | | | | M |
| CO3 | | S | M | M | S | | | | | | | | M | |
| CO4 | | S | M | M | S | | | | | | | | M | |
| CO5 | | S | M | M | S | | | | | | | | M | M |

Course Assessment Methods

| |
|--|
| DIRECT |
| Continuous Assessment Test I, II Assignment Group Presentation End Semester Examination |
| INDIRECT |
| Course-end survey |


DISCRETE-TIME RANDOM SIGNALS**09 Hours**

Discrete random process – Ensemble averages, Stationary and ergodic processes, Autocorrelation and Autocovariance properties and matrices, White noise, Power Spectral Density, Spectral Factorization, Filtering random processes.

SPECTRUM ESTIMATION**09 Hours**

Introduction to power spectrum estimation - Parameter estimation - Bias and consistency – Non parametric methods - Periodogram - Modified Periodogram – Bartlett Method - Welch Method – Blackman Tukey method

- ARMA, AR, MA processes- Yule-Walker equations – Parametric methods for spectral estimation.



Approved by BoS Chairman

LINEAR PREDICTION AND ESTIMATION**09 Hours**

Forward and backward linear prediction – Lattice filter realization - Optimum Filtering – FIR Weiner filter – Filtering and Linear prediction – Non-causal and causal IIR Weiner filters.

ADAPTIVE FILTERS**09 Hours**

Principles of adaptive filters – FIR adaptive filters– Newton’s steepest descent adaptive filter–LMS adaptation algorithms–RLS algorithm, Applications - Noise cancellation – channel equalization– echo cancellers.

WAVELET TRANSFORM**09 Hours**

Fourier Transform and its limitations – Short Time Fourier Transform – Continuous Wavelet Transform – Multi resolution analysis - Discrete Wavelet Transform - Haar Wavelet – Daubechies Wavelet – Implementation of wavelet transform with sub band coding.

| | | | | |
|-------------------|--------------------|---------------------|-------------------|------------------------|
| Theory: 45 | Tutorial: 0 | Practical: 0 | Project: 0 | Total: 45 Hours |
|-------------------|--------------------|---------------------|-------------------|------------------------|

REFERENCES:

1. Monson H. Hayes, “Statistical Digital Signal Processing and Modeling”, Wiley Eastern, 2009.
2. John G. Proakis, Dimitris G. Manolakis, “ Digital Signal Processing, Principles, Algorithms and Applications”, PHI, 3rd Edition, 2014.
3. Sanjit K. Mitra, “Digital Signal Processing: A Computer Based Approach”, 2nd Edition, Tata McGraw-Hill, 2001.
4. Dimitris G. Manolakis, Vinay K. Ingle, Stephen M. Kogon, “Statistical and Adaptive Signal Processing”. Artech House, 2005.
5. C. Sidney Burrus, Ramesh A. Gopinath, HaitaoGuo, “Introduction to Wavelets and Wavelet Transforms”, Prentice Hall, 1998.



Approved by BoS Chairman

COMMUNICATION NETWORKS



Approved by BoS Chairman

U18ECE0021

ADHOC WIRELESS NETWORKS

| | | | | |
|----------|----------|----------|----------|----------|
| L | T | P | J | C |
| 3 | 0 | 0 | 0 | 3 |

Course Outcomes (COs):

After successful completion of this course, the students should be able to

- CO1:** Describe the fundamentals of Adhoc Wireless Networks.(K2)
CO2: Analyze the various MAC layer protocols in Adhoc Wireless Networks.(K3)
CO3: Compare the various Routing protocols in Adhoc Wireless Networks.(K3)
CO4: Analyze the Transport layer protocols in Adhock Wireless Networks.(K3)
CO5: Explore the security concepts in Adhoc Wireless Networks.(K3)

Pre-requisites:

1. U18EC I5203 Communication Networks

| CO/PO Mapping: (S/M/W indicates strength of correlation) S-Strong, M-Medium, W-Weak | | | | | | | | | | | | | | |
|---|---------------------------|-----|-----|-----|-----|-----|-----|-----|-----|------|------|------|------|------|
| Cos | PROGRAMME OUTCOMES | | | | | | | | | | | | | |
| | PO1 | PO2 | PO3 | PO4 | PO5 | PO6 | PO7 | PO8 | PO9 | PO10 | PO11 | PO12 | PSO1 | PSO2 |
| CO1 | | S | M | M | | | | | | | | | | S |
| CO2 | | S | M | S | | | | | | | | | | S |
| CO3 | S | M | M | | | | | | | | | | | M |
| CO4 | S | M | M | | | | | | | | | | | M |
| CO5 | S | M | M | | | | | | | | | | | M |

Course Assessment Methods

| |
|--|
| DIRECT |
| Continuous Assessment Test I, II Assignment End Semester Examination |
| INDIRECT |
| Course-end survey |

INTRODUCTION**09 Hours**

Fundamentals of Wireless Communication Technology – The Electromagnetic Spectrum – Radio propagation Mechanisms – Characteristics of the Wireless Channel -mobile ad hoc networks (MANETs) and wireless sensor networks (WSNs) :concepts and architectures. Applications of Ad Hoc and Sensor networks. Design Challenges in Ad hoc and Sensor Networks.

MAC PROTOCOLS FOR AD HOC WIRELESS NETWORKS**09 Hours**

Issues in designing a MAC Protocol- Classification of MAC Protocols- Contention based protocols, Contention based protocols with Reservation Mechanisms- Contention based protocols with Scheduling Mechanisms – Multi channel MAC-IEEE 802.11



Approved by BoS Chairman

ROUTING PROTOCOLS IN ADHOC WIRELESS NETWORKS**09 Hours**

Issues in designing a routing for Ad hoc networks- proactive routing, reactive routing (on-demand), hybrid routing- Table Driven Routing Protocols: DSDV, WRP, CGSR SLE: STAR protocol On-Demand Routing Protocols: Dynamic source Routing Protocol DSR, AODV, TORA, LAR, ABR, and FORP.

TRANSPORT LAYER PROTOCOLS IN ADHOC WIRELESS NETWORKS**09 Hours**

Transport Layer Protocols for Ad-hoc wireless Networks: Introduction, Issues in Designing a Transport Layer Protocol for Ad-hoc wireless Networks, Design Goals of a Transport Layer Protocol for Ad hoc wireless Networks, Classification of Transport Layer Solutions, TCP over Ad-hoc wireless Networks: Feedback-Based TCP, TCP with Explicit Failure Notification, TCP-BUS, Ad-hoc TCP, Split TCP.

SECURITY IN ADHOC WIRELESS NETWORKS**09 Hours**

Security in wireless Ad hoc wireless Networks, Network security requirements, Issues & Challenges in Security Provisioning, Network security Attacks, Key Management: Symmetric and Asymmetric key Algorithms, Key management in Ad-hoc Wireless Networks: Secure routing in Ad hoc wireless Networks: Requirements, SAR protocol, Security-Aware AODV protocol

Theory: 45**Tutorial: 0****Practical: 0****Project: 0****Total: 45 Hours****REFERENCES:**

1. C. Siva Ram Murthy, and B. S. Manoj, "Ad Hoc Wireless Networks: Architectures and Protocols", Prentice Hall Professional Technical Reference, 2008.
2. Carlos De MoraisCordeiro, Dharma Prakash Agrawal "Ad Hoc and Sensor Networks: Theory and Applications (2nd Edition), World Scientific Publishing, 2011.
3. C.K.Toth, "Ad Hoc Mobile Wireless Networks", Pearson Education, 2002
4. ErdalÇayircı ,Chunming Rong, "Security in Wireless Ad Hoc and Sensor Networks", John Wiley and Sons, 2009.
5. Ozan K. Tonguz and Gianguigi Ferrari, "Ad hoc Wireless Networking", John Wiley, 2006.
6. Xiuzhen Cheng, Xiao Hung, Ding-Zhu Du, "Ad hoc Wireless Networking", Kluwer Academic Publishers, 2004.



Approved by BoS Chairman

U18ECE0022

HIGH SPEED NETWORKS

| | | | | |
|----------|----------|----------|----------|----------|
| L | T | P | J | C |
| 3 | 0 | 0 | 0 | 3 |

Course Outcomes (COs):

After successful completion of this course, the students should be able to

- CO1:** Explain the concepts of ATM and high speed LAN (K2).
CO2: Analyze congestion and traffic managements concepts (K4).
CO3: Discuss quality of services in IP networks (K2).
CO4: Summarize interworking of different protocols with ATM (K2).
CO5: Compare different IP forwarding architectures and integrated/differentiated services (K4).
CO6: Summarize Bluetooth module protocol stacks (K2).

Pre-requisites:

1. U18EC I5203 Communication Networks

| CO/PO Mapping: (S/M/W indicates strength of correlation) S-Strong, M-Medium, W-Weak | | | | | | | | | | | | | | |
|---|---------------------------|-----|-----|-----|-----|-----|-----|-----|-----|------|------|------|------|------|
| COs | PROGRAMME OUTCOMES | | | | | | | | | | | | | |
| | PO1 | PO2 | PO3 | PO4 | PO5 | PO6 | PO7 | PO8 | PO9 | PO10 | PO11 | PO12 | PSO1 | PSO2 |
| CO1 | S | | | | | | | | | | | | | |
| CO2 | S | | M | S | | | | | | | | | | M |
| CO3 | S | | M | | | | | | | | | | | M |
| CO4 | S | | | | | | | | | | | | | M |
| CO5 | S | | | S | | | | | | | | | | M |
| CO6 | S | | | | W | | | | | | | | | M |

Course Assessment Methods

| |
|--|
| DIRECT |
| Continuous Assessment Test I, II Assignment End Semester Examination |
| INDIRECT |
| Course-end survey |

HIGH SPEED NETWORKS**09 Hours**

Frame Relay Networks - Asynchronous transfer mode - ATM Protocol Architecture, ATM logical Connection, ATM Cell - ATM Service Categories - AAL. High Speed LANs: Fast Ethernet, Gigabit Ethernet, Fiber Channel - - Wireless LAN's, Wi-Fi and WiMax Networks applications, requirements - Architecture of 802.11.



Approved by BoS Chairman

CONGESTION AND TRAFFIC MANAGEMENT**09 Hours**

Queuing Analysis – Queuing Models – Single Server Queues – Effects of Congestion – Congestion Control – Traffic Management – Congestion Control in Packet Switching networks – Frame Relay Congestion Control- Need for Flow and error Control

QUALITY OF SERVICE IN IP NETWORKS**09 Hours**

Integrated Services Architecture - Approach, Components, Services- Queuing Discipline, FQ, PS, BRFQ, GPS, WFQ - Random Early Detection, Differentiated Services

ADVANCED NETWORK ARCHITECTURE**09 Hours**

IP forwarding architectures overlay model – Multi Protocol Label Switching (MPLS) – integrated services in the Internet – Resource Reservation Protocol (RSVP) – Differentiated services

BLUE TOOTH TECHNOLOGY**09 Hours**

The Blue tooth module – Protocol stack Part I: Antennas – Radio interface – Base band – The Link controller – The Link Manager – The Host controller interface The Blue tooth module – Protocol stack Part II: Logical link control and adaptation protocol – RFCOMM – Service discovery protocol – Wireless access protocol.

| | | | | |
|-------------------|--------------------|---------------------|-------------------|------------------------|
| Theory: 45 | Tutorial: 0 | Practical: 0 | Project: 0 | Total: 45 Hours |
|-------------------|--------------------|---------------------|-------------------|------------------------|

REFERENCES:

1. William Stallings, “High-speed Networks and Internets”, 2nd edition, Pearson education Asia, 2003.
2. Jean Walrand and Pravinvaraiya, ”High Performance Communication networks”, 2nd edition, Harcourt and Morgan Kauffman, London, 2000.
3. Sumit Kasera, Pankaj Sethi, “ATM Networks”, Tata McGraw-Hill, New Delhi, 2000.
4. Jennifer Bray, Charles Sturman, “Bluetooth: Connect Without Cables”, Prentice Hall, 2001, Digitized 7 Dec 2007.
5. Jennifer Bray and Charles F. Sturman, ”Blue Tooth” Pearson education Asia, 2001
6. Leon Gracia, Widjaja, “Communication networks”, Tata McGraw-Hill, New Delhi, 2000.



Approved by BoS Chairman

U18ECE0023

NETWORK SECURITY

| | | | | |
|----------|----------|----------|----------|----------|
| L | T | P | J | C |
| 3 | 0 | 0 | 0 | 3 |

Course Outcomes (COs):

After successful completion of this course, the students should be able to

CO1: Apply block cipher and stream cipher algorithms (K3)

CO2: Employ Public key cryptographic techniques (K2).

CO3: Explain the authentication and hash algorithms (K2).

CO4: Analyze the digital signature concepts and applications (K3).

CO5: Apply the Network and System level security measures (K3).

Pre-requisites:

1. U18EC I5203 Communication Networks

| CO/PO Mapping: (S/M/W indicates strength of correlation) S-Strong, M-Medium, W-Weak | | | | | | | | | | | | | | |
|---|---------------------------|-----|-----|-----|-----|-----|-----|-----|-----|------|------|------|------|------|
| COs | PROGRAMME OUTCOMES | | | | | | | | | | | | | |
| | PO1 | PO2 | PO3 | PO4 | PO5 | PO6 | PO7 | PO8 | PO9 | PO10 | PO11 | PO12 | PSO1 | PSO2 |
| CO1 | | S | M | M | | | | | | | | | | S |
| CO2 | | S | M | S | | | | | | | | | | S |
| CO3 | S | M | M | | | | | | | | | | | M |
| CO4 | S | M | M | | | | | | | | | | | M |
| CO5 | S | M | M | | | | | | | | | | | M |
| CO6 | S | M | M | | | | | | | | | | | M |

Course Assessment Methods


| |
|--|
| DIRECT |
| Continuous Assessment Test I, II Assignment End Semester Examination |
| INDIRECT |
| Course-end survey |

CRYPTOGRAPHY AND SYMMETRIC KEY TECHNIQUES**10 Hours**

Modern cryptography, Historical ciphers and cryptanalysis, Security attacks, services and mechanisms, OSI security architecture. SYMMETRIC TECHNIQUES - Substitution ciphers, Transposition ciphers, Characteristics of good ciphers Data Encryption Standard (DES), Advanced Encryption Standard (AES), Blowfish, Block cipher modes of operation, Stream cipher: RC5.

ASYMMETRIC KEY TECHNIQUES**10 Hours**

Basics of number theory, Principles of public key cryptosystems, RSA Algorithm, Key management, D Hellman key exchange algorithm, Elliptic Curve Cryptography (ECC), Case study: eCash, PAKE proto



Approved by BoS Chairman

HASH FUNCTIONS AND MESSAGE AUTHENTICATION CODES**10 Hours**

Hash Functions: Introduction, Applications, Requirements and security, Secure Hash Algorithm (SHA), RACE Integrity Primitives Evaluation Message Digest (RIPEMD-160).

Message Authentication: Authentication requirements, Authentication functions, Message Authentication Codes (MAC), Hash-based Message Authentication Code (HMAC)

DIGITAL SIGNATURES**07 Hours**

Digital Signatures, Authentication Protocols, Digital Signature Standard (DSS), Elgamal, Schnorr, Applications.

NETWORK SECURITY AND SYSTEM LEVEL SECURITY**08 Hours**

Authentication Applications: Kerberos – X.509 Authentication Service– Electronic Mail Security– PGP– S/MIME–IP Security–Secure Electronic Transaction Intrusion detection – password management – Viruses and related Threats –Virus Counter measures– Firewall Design Principles

| | | | | |
|-------------------|--------------------|---------------------|-------------------|------------------------|
| Theory: 45 | Tutorial: 0 | Practical: 0 | Project: 0 | Total: 45 Hours |
|-------------------|--------------------|---------------------|-------------------|------------------------|

REFERENCES:

1. Behrouz A Forouzan, “Cryptography & Network Security”, Tata McGraw Hill, 2007.
2. William Stallings, “Cryptography and Network Security – Principles and Practice”, Pearson Educational, 2013
3. Josef Pieprzyk, Thomas Hardjono and Jennifer Sebery, “Fundamentals of Computer Security”, Springer, 2002.
4. Bruce Schneier, “Applied Cryptography”, John Wiley, 2008.
5. Charles P Pfleeger and Shari Pfleeger, “Security in Computing”, Pearson Education, 2009.



Approved by BoS Chairman

U18ECE0024

WIRELESS SYSTEM AND STANDARDS

| L | T | P | J | C |
|---|---|---|---|---|
| 3 | 0 | 0 | 0 | 3 |

Course Outcomes (COs):

After successful completion of this course, the students should be able to

CO1: Describe the fundamentals of Wireless Communication (K2).

CO2: Analyze Multiple Access Mechanism (K3).

CO3: Demonstrate various 3G Technologies (K2).

CO4: Explore Various Wireless Standards (K3).

Pre-requisites:

- 1.U18EC T7002 Wireless Communication
2. U18EC I5203 Communication Networks

| CO/PO Mapping: (S/M/W indicates strength of correlation) S-Strong, M-Medium, W-Weak | | | | | | | | | | | | | | |
|---|---------------------------|-----|-----|-----|-----|-----|-----|-----|-----|------|------|------|------|------|
| COs | PROGRAMME OUTCOMES | | | | | | | | | | | | | |
| | PO1 | PO2 | PO3 | PO4 | PO5 | PO6 | PO7 | PO8 | PO9 | PO10 | PO11 | PO12 | PSO1 | PSO2 |
| CO1 | | S | M | M | | | | | | | | | | S |
| CO2 | | S | M | S | | | | | | | | | | S |
| CO3 | S | M | M | | | | | | | | | | | M |
| CO4 | S | M | M | | | | | | | | | | | M |

Course Assessment Methods

| |
|--|
| DIRECT |
| Continuous Assessment Test I, II Assignment End Semester Examination |
| INDIRECT |
| Course-end survey |

FUNDAMENTALS OF WIRELESS COMMUNICATIONS**09 Hours**

Theory of Radio Communication Channels-Radio Signal Propagation-Fading Channel Models-Narrowband and Frequency-Domain Characteristics-Wideband and Time-Domain Characteristics- Spread Spectrum Techniques-Direct-Sequence Spread Spectrum Techniques-Frequency Hopping Spread Spectrum Techniques-Time Hopping Spread Spectrum and Ultra-Wideband Techniques.

MULTIPLE ACCESS TECHNOLOGIES**09 Hours**

Frequency Division Multiple Access-Time Division Multiple Access-Code Division Multiple Access- Random Multiple Access Technologies-Multiple User Signal Processing-Multiuser Joint Detection against MAI-Pilot-Aided CDMA Signal Detection-Beam-Forming against Co-Channel Interference- OSI Reference Model-Switching Techniques-Circuit Switching Networks-Packet Switching Networks-IP-Based Networking.



Approved by BoS Chairman

3G MOBILE CELLULAR TECHNOLOGIES**09 Hours**

CDMA2000-Operational Advantages-General Architecture-Air link Design-Data Throughput-Turbo Coding -Forward Link-Scheduling-Reverse Link-CDMA2000 1xEV Signaling-Handoffs-Summary of CDMA2000 1xEV-CDMA2000 1xEV-DO-CDMA2000 1xEV-DV-WCDMA-History of UMTS WCDMA-ETSI UMTS versus ARIB WCDMA -UMTS Cell and Network Structure-UMTS Radio Interface-UMTS Protocol Stack-UTRA Channels-UTRA Multiplexing and Frame Structure- Spreading and Carrier Modulations-Packet Data-Power Control-Handovers-TD-SCDMA.

STANDARDS FOR WIRELESS NETWORKS**09 Hours**

Fundamentals of IEEE 802.11 Standards-Architecture and Functionality of a MAC Sublayer-IEEE 802.11 Frequency Hopping Spread Spectrum-IEEE 802.11 Direct-Sequence Spread Spectrum- Infrared Specifications-IEEE 802.11b Supplement to 802.11 Standards-IEEE 802.11g Standard-IEEE 802.11a Supplement to 802.11 Standards-IEEE 802.11 Security-Authentication- WEP-IEEE 802.15 WPAN Standards-IEEE 802.15.3a Standard-IEEE 802.15.4 Standard-IEEE 802.16 WMAN Standards-ETSI HIPERLAN and ETSI HIPERLAN/2 Standards-MMAC by Japan

HISTORY OF WIRELESS STANDARDS**09 Hours**

Cellular Phone Standards-First Generation Analog Systems-Second Generation Digital Systems- Evolution of 2G Systems-Third Generation Systems- Wireless Local Area Networks- Wireless Short- Distance Networking Standards.

Theory: 45**Tutorial: 0****Practical: 0****Project: 0****Total: 45 Hours****REFERENCES:**

1. Hsiao-Hwa Chen, Taiwan Mohsen Guizani “Next Generation Wireless Systems and Networks” John Willey Publications,2006
2. Andrea Goldsmith, “Wireless Communications”, Cambridge University Press, 2008.
3. T.S. Rappaport, “Wireless Communications”, Pearson Education, 2nd Edition, 2014.



Approved by BoS Chairman

U18ECE0025

GRAPH THEORY AND ITS APPLICATIONS

| | | | | |
|----------|----------|----------|----------|----------|
| L | T | P | J | C |
| 3 | 0 | 0 | 0 | 3 |

Course Outcomes (COs):

After successful completion of this course, the students should be able to

CO1: Describe the basic concepts of graphs, and different types of graphs.(K2)

CO2: Apply tree structures for suitable applications.(K3)

CO3: Apply suitable graph model and algorithm for solving applications.(K3)

CO4: Explain the concepts of Colouring, Covering and Partitioning.(K2)

CO5: Analyze electrical networks through graph theory.(K3)

Pre-requisites:

| CO/PO Mapping: (S/M/W indicates strength of correlation) S-Strong, M-Medium, W-Weak | | | | | | | | | | | | | | |
|---|---------------------------|-----|-----|-----|-----|-----|-----|-----|-----|------|------|------|------|------|
| COs | PROGRAMME OUTCOMES | | | | | | | | | | | | | |
| | PO1 | PO2 | PO3 | PO4 | PO5 | PO6 | PO7 | PO8 | PO9 | PO10 | PO11 | PO12 | PSO1 | PSO2 |
| CO1 | | S | M | M | | | | | | | | | S | |
| CO2 | | S | M | S | | | | | | | | | S | |
| CO3 | S | M | M | | | | | | | | | | M | |
| CO4 | S | M | M | | | | | | | | | | M | |
| CO5 | S | M | M | | | | | | | | | | M | |

Course Assessment Methods


| |
|--|
| DIRECT |
| Continuous Assessment Test I, II Assignment End Semester Examination |
| INDIRECT |
| Course-end survey |

INTRODUCTION**09 Hours**

Introduction and Applications of Graphs – Types of Graphs – Isomorphism – Sub graphs – Walks, Paths and Circuits – Connected Graphs, Disconnected Graphs and Components – Euler graphs – Hamiltonian Graph – Traveling Salesman Problem.

TREES**09 Hours**

Trees – Properties of Trees – Distance and Centres – Types – Rooted and Binary Trees – On Counting Trees – Spanning Trees – Fundamental Circuits – Cut Sets – Properties of a Cut-Sets – Fundamental Circuit and Cut-Sets – Connectivity and separability.



Approved by BoS Chairman

GRAPHS AND MATRICES**12 Hours**

Planar Graphs – Various Representation of Planar graphs – Detection of Planarity – Dual Graph – Geometric and Combinatorial – Digraphs – Types – Dual Digraph – Euler Digraph.
Incidence matrix – Circuit matrix – Application to a Switching Network – Cut-set matrix – Path Matrix – Adjacency Matrix.

COLOURING, COVERING AND PARTITIONING**09 Hours**

Vertex-coloring - chromatic number, vertex coloring algorithms – sequential vertex coloring, largest degree first algorithm, applications - scheduling problem, assignment of radio frequencies, fast register allocation for computer programming.
Chromatic Partitioning – Chromatic Polynomial – Matchings – Coverings

ELECTRICAL NETWORK ANALYSIS BY GRAPH THEORY**06 Hours**

Electrical Network – Kirchhoff's current and voltage laws – Loop currents and Node Voltages – RLC Networks with Independent sources: Nodal Analysis – RLC Networks with Independent sources: Loop Analysis – General lumped, linear and fixed networks.

| | | | | |
|-------------------|--------------------|---------------------|-------------------|------------------------|
| Theory: 45 | Tutorial: 0 | Practical: 0 | Project: 0 | Total: 45 Hours |
|-------------------|--------------------|---------------------|-------------------|------------------------|

REFERENCES:

1. L.R.Foulds , “Graph Theory Applications”, Springer ,2016.
2. Bondy, J. A. and Murty, U.S.R., “Graph Theory with Applications”, North Holland Publication, 2008.
3. Diestel, R, “Graph Theory”, Springer,3rd Edition,2006.
4. Kenneth H.Rosen, “Discrete Mathematics and Its Applications”, Tata McGraw Hill , Seventh Edition.



Approved by BoS Chairman

RF and ANTENNA



Approved by BoS Chairman

U18ECE0031

RF MEMS

| L | T | P | J | C |
|---|---|---|---|---|
| 3 | 0 | 0 | 0 | 3 |

Course Outcomes (COs):

Upon completion of the course, the student should be able to:

CO1: Outline the concepts of MEMS techniques and MEMS based wireless applications.(K3)

CO2: Explain the concepts of RF MEMS enabled circuit elements.(K3)

CO3: Illustrate the operation of RF MEMS reconfigurable circuits.(K4)

CO4: Describe the operation of MEMS filters and oscillators.(K4)

Pre-requisites:

| CO/PO Mapping (S/M/W indicates strength of correlation) S-Strong, M-Medium, W-Weak | | | | | | | | | | | | | | |
|---|-------------------------|-----|-----|-----|-----|-----|-----|-----|-----|------|------|------|------|------|
| COs | Programme Outcomes(POs) | | | | | | | | | | | | | |
| | PO1 | PO2 | PO3 | PO4 | PO5 | PO6 | PO7 | PO8 | PO9 | PO10 | PO11 | PO12 | PSO1 | PSO2 |
| CO1 | S | M | | | | | | | | | | | | M |
| CO2 | | S | M | | | | | | | | | | | S |
| CO3 | | S | M | | | | | | | | | | | S |
| CO4 | S | | | | | | | | | | | | | M |

Course Assessment Methods


| |
|--|
| DIRECT |
| Continuous Assessment Test I, II Assignment End Semester Examination |
| INDIRECT |
| Course-end survey |

INTRODUCTION**09 Hours**

Conceptual wireless systems – Wireless transceiver architectures – MEMS based wireless appliances enable ubiquitous connectivity – Physical aspects of RF circuit design – Transmission lines on thin substrates – Self-resonance frequency – Quality factor – Packaging – Practical aspects of RF circuit design – DC biasing – Impedance mismatch effects in RF MEMS.

14 Hours**RF MEMS ENABLED CIRCUIT ELEMENTS**

RF/Microwave substrate properties – Micromachined enhanced elements – Capacitors – Inductors – Varactors – MEM switches – Shunt MEM switch – Push-pull series switch – Folded beam springs suspension series switch – Transmission line planar resonators – Cavity resonators – micromechanical resonators – Film bulk acoustic wave resonators – MEMS modeling – Mechanical modeling – Electromagnetic modeling.



Approved by BoS Chairman

09 Hours**RECONFIGURABLE CIRCUITS**

Reconfigurable circuit elements – The resonant MEMS switch – Capacitors – Inductors – Tunable CPW resonator – MEMS microswitch arrays – Double – Stub tuner – Filters – Resonator tuning system – Massively parallel switchable RF front ends

ANTENNAS AND PHASE SHIFTERS**05 Hours**

Tunable dipole antennas – Tunable microstrip patch – Array antenna – Phase shifters – Concepts – True time Delay digital phase shifters.

FILTERS & OSCILLATORS**08 Hours**

Film bulk acoustic wave filters – FBAR filter fundamentals – FBAR filter for PCS applications – RF MEMS filters – A Ka-Band millimeter – Wave Micromachined tunable filter – RF MEMS Oscillators – Concepts.

| | | | | |
|-------------------|--------------------|---------------------|-------------------|------------------------|
| Theory: 45 | Tutorial: 0 | Practical: 0 | Project: 0 | Total: 45 Hours |
|-------------------|--------------------|---------------------|-------------------|------------------------|

REFERENCES:

1. Hector J. De Los Santos, “RF MEMS Circuit Design for Wireless Communications”, Artech House, 2002.
2. Vijay K. Varadan, K.J. Vinoy and K.A. Jose, “RF MEMS and their Applications”, Wiley India Pvt. Ltd, 2011.
3. Gabriel M. Rebeiz, “RF MEMS Theory, Design & Technology”, Wiley India Pvt. Ltd, 2010.

WEB REFERENCE

1. <http://nptel.ac.in/courses/117105082/>



Approved by BoS Chairman

U18ECE0032

RF SYSTEM DESIGN

| | | | | |
|----------|----------|----------|----------|----------|
| L | T | P | J | C |
| 3 | 0 | 0 | 0 | 3 |

Course Outcomes (COs):

Upon completion of the course, the student should be able to:

- CO1:** Describe Transmission line parameters and Smith Chart and applications (K3).
- CO2:** Choose appropriate passive components for the design of radio frequency circuits (K3)
- CO3:** Design RF Filters for the given parameters (K4)
- CO4:** Describe Impedance Matching Networks (K4)
- CO5:** Analyze RF Transistor Amplifier performance parameters and design RF oscillators and Mixers for the given parameters (K4)

Pre-requisites:

| CO/PO Mapping (S/M/W indicates strength of correlation) S-Strong, M-Medium, W-Weak | | | | | | | | | | | | | | |
|--|---------------------------------|-----|-----|-----|-----|-----|-----|-----|-----|------|------|------|------|------|
| COs | Programme Outcomes (POs) | | | | | | | | | | | | | |
| | PO1 | PO2 | PO3 | PO4 | PO5 | PO6 | PO7 | PO8 | PO9 | PO10 | PO11 | PO12 | PSO1 | PSO2 |
| CO1 | S | | | | | | | | | | | | | |
| CO2 | S | | W | | | | | | | | | | | S |
| CO3 | | S | M | | | | | | | | | | | S |
| CO4 | | S | M | | | | | | | | | | | S |
| CO5 | | S | M | S | | | | | | | | | | S |
| CO6 | S | | M | | | | | | | | | | | M |

Course Assessment Methods

| |
|--|
| DIRECT |
| Continuous Assessment Test I, II Assignment End Semester Examination |
| INDIRECT |
| Course-end survey |

TRANSMISSION LINE THEORY**09 Hours**

Review of Transmission Line Theory: Lumped Element Model, Field Analysis of Transmission Lines, Terminated Lossless Lines, SWR, and Impedance Mismatches. Planar Transmission-Lines: Stripline, Microstrip, Coplanar-Line.

Smith Chart: Reflection Coefficient, Load Impedance, Impedance Transformation, Admittance Transformation, Parallel and Series Connection. Revision of S-Parameters.



Approved by BoS Chairman

INTRODUCTION TO RF DESIGN**09 Hours**

Importance of RF design, Electromagnetic Spectrum, RF behavior of passive Components, -High frequency resistors- high frequency capacitors- high frequency inductors, Chip components-chip resistors –chip capacitors and Circuit Board considerations, Scattering Parameters

09 Hours**RF FILTER DESIGN**

Overview, Basic Resonator and Filter Configuration, Special Filter Realizations, Filter Implementations, Coupled Filter.

09 Hours**IMPEDANCE MATCHING NETWORKS**

Impedance Matching using Discrete Components, Microstrip line Matching Networks, Single Stub Matching Network, Double Stub Matching Network. Quarter-Wave Transformers, Multi-Section and Tapered Transformers.

RF AMPLIFIERS, OSCILLATORS AND MIXERS**09 Hours**

Characteristics; Amplifier Power Relations, Stability Considerations, Constant Gain Circles, Noise Figure Circles, Constant VSWR Circles, Low Noise Circuits; Broadband, High Power and Multistage Amplifiers. Basic Oscillator Model, High Frequency Oscillator Configurations, Basic Characteristics of Mixers.

| | | | | |
|-------------------|--------------------|---------------------|-------------------|------------------------|
| Theory: 45 | Tutorial: 0 | Practical: 0 | Project: 0 | Total: 45 Hours |
|-------------------|--------------------|---------------------|-------------------|------------------------|

REFERENCES:

1. Reinhold Ludwig and Powel Bretchko, “RF Circuit Design – Theory and Applications”, Pearson Education Asia, First Edition, 2004
2. David M. Pozzar , “ Microwave Engineering”, 3rd Ed., Wiley India, 2007.
3. Mathew M. Radmanesh, “Radio Frequency and Microwave Electronics”, 2nd Ed. Pearson Education Asia, 2006.
4. Mathew M. Radmanesh, “Advanced RF & Microwave Circuit Design-The Ultimate Guide to System Design”, Pearson Education Asia, 2009.
5. Joseph . J. Carr, “Secrets of RF Circuit Design”, McGraw Hill Publishers, Third Edition, 2000



Approved by BoS Chairman

U18ECE0033

**ELECTROMAGNETIC INTERFERENCE AND
COMPATIBILITY**

| L | T | P | J | C |
|---|---|---|---|---|
| 3 | 0 | 0 | 0 | 3 |

Course Outcomes (COs):

Upon completion of the course, the student should be able to:

CO1: Explain various types of electromagnetic interferences and coupling methods

CO2: Discuss standards for electromagnetic interference measurements

CO3: Identify grounding and shielding methods to avoid EMI

CO4: Outline EMI measurement methods and procedures.

CO5: Describe radiation noise interference in electronic circuits

Pre-requisites:

| CO/PO Mapping (S/M/W indicates strength of correlation) S-Strong, M-Medium, W-Weak | | | | | | | | | | | | | | |
|--|---------------------------------|-----|-----|-----|-----|-----|-----|-----|-----|------|------|------|------|------|
| COs | Programme Outcomes (POs) | | | | | | | | | | | | | |
| | PO1 | PO2 | PO3 | PO4 | PO5 | PO6 | PO7 | PO8 | PO9 | PO10 | PO11 | PO12 | PSO1 | PSO2 |
| CO1 | S | | | | | | | | | | | | | S |
| CO2 | S | | | | | | | | | | | | | S |
| CO3 | S | M | M | | | | | | | | | | | M |
| CO4 | M | S | M | | | | | | | | | | | S |
| CO5 | M | | | | | | | | | | | | | S |

Course Assessment Methods

| |
|----------------------------------|
| DIRECT |
| Continuous Assessment Test I, II |
| Assignment |
| End Semester Examination |
| INDIRECT |
| Course-end survey |

BASIC CONCEPTS**09 Hours**

EMI and EMC concepts and definitions with examples, Intra and Inter system EMI, Sources of EMI, Classification of EMI/EMC - CE, RE, CS, RS, Units of Measurement Parameters, EMI coupling modes - CM and DM, ESD Phenomena and effects, Transient phenomena and suppression, EMC Testing Categories, EMC Engineering Application.

EMI MEASUREMENTS**09 Hours**

Basic principles of RE, CE, RS and CS measurements, EMI measuring instruments- Antennas, LISN, Feed through capacitor, current probe, open area test site, shielded anechoic chamber, TEM cell

EMC STANDARD AND REGULATIONS**09 Hours**

National and International standardizing organizations- FCC, CISPR, ANSI, DOD, IEC, CENELEC, FCC CE and RE standards, CISPR, CE and RE Standards, IEC/EN, CS standards, Frequency assignment - spectrum conversation



Approved by BoS Chairman

EMI CONTROL METHODS**09 Hours**

Shielding, Grounding-safety grounds, signal grounds, single - point ground systems, multipoint ground systems, hybrid grounds, Bonding, Filtering, EMI gasket, Isolation transformer, opto isolator, PCB Traces Cross Talk.

DIGITAL CIRCUIT RADIATION NOISE**09 Hours**

DM radiation, Controlling DM radiation, CM radiation, Controlling CM radiation, Frequency versus Time Domain, Analog versus Digital Circuits, Digital logic noise, Internal noise sources, Digital Circuit Ground noise, and Power distribution

| | | | | |
|-------------------|--------------------|---------------------|-------------------|------------------------|
| Theory: 45 | Tutorial: 0 | Practical: 0 | Project: 0 | Total: 45 Hours |
|-------------------|--------------------|---------------------|-------------------|------------------------|

REFERENCES:

1. R Prasad Kodali.V, "Engineering Electromagnetic Compatibility" S.Chand & Co, New Delhi, 2000.
2. Henry W. Ott, "Noise Reduction Techniques in Electronic System" – 2nd Edition – Wiley Inter science, 1988
3. Bem hard Keiser, "Principles of Electromagnetic Compatibility" – Artech House – 3rd Edition, 1994
4. Don R.J. white Consultant Incorporate – "Handbook of EMI / EMC"– Vol I –V 1988
5. C.R.Paul, "Introduction to Electromagnetic Compatibility", John Wiley and Sons, Inc, 1992



Approved by BoS Chairman

U18ECE0034

COMPUTATIONAL ELECTROMAGNETICS

| L | T | P | J | C |
|---|---|---|---|---|
| 3 | 0 | 0 | 0 | 3 |

Course Outcomes (COs):

Upon completion of the course, the student should be able to:

- CO1:** Describe the fundamental concepts of computational electromagnetics (K2).
CO2: Explain the fundamental concepts of finite difference methods and boundary conditions (K2)
CO3: Solve simple problems using variational methods (K3)
CO4: Analyze the effect of radiation using method of moments. (K4)
CO5: Analyze the solutions using Finite Element Methods (K4)
CO6: Apply Monte Carlo methods to analyze the potential problems(K3)

Pre-requisites: -

| CO/PO Mapping (S/M/W indicates strength of correlation) S-Strong, M-Medium, W-Weak | | | | | | | | | | | | | | |
|--|--------------------------------|-----|-----|-----|-----|-----|-----|-----|-----|------|------|------|------|------|
| COs | Programme Outcomes(POs) | | | | | | | | | | | | | |
| | PO1 | PO2 | PO3 | PO4 | PO5 | PO6 | PO7 | PO8 | PO9 | PO10 | PO11 | PO12 | PSO1 | PSO2 |
| CO1 | S | | | | | | | | | | | | | S |
| CO2 | S | | | | | | | | | | | | | S |
| CO3 | | S | M | | | | | | | | | | | S |
| CO4 | | S | M | | | | | | | | | | | S |
| CO5 | | S | M | | | | | | | | | | | S |
| CO6 | | S | M | | | | | | | | | | | M |

Course Assessment Methods

| |
|--|
| DIRECT |
| Continuous Assessment Test I, II Assignment End Semester Examination |
| INDIRECT |
| Course-end survey |

INTRODUCTION**06 Hours**


Review of Electromagnetic Theory, Classification of EM Problems, Theorems, Separation of Variables.

FINITE DIFFERENCE METHODS AND BOUNDARY CONDITIONS**08 Hours**

Finite Difference Schemes - Finite Differencing of Parabolic PDEs, Hyperbolic PDEs and Elliptic PDEs, Accuracy and Stability of FD Solutions, Absorbing Boundary Conditions for FDTD

VARIATIONAL METHODS**07 Hours**

Construction of Functionals from PDEs, Rayleigh–Ritz Method, Weighted Residual Method



Approved by BoS Chairman

METHOD OF MOMENTS**09 Hours**

Integral Equations, Green's Functions, Applications: Quasi-Static Problems, Scattering Problems, Radiation Problems, EM Absorption in the Human Body.

FINITE ELEMENT METHOD**08 Hours**

Solution of Laplace's Equation, Solution of Poisson's Equation, Solution of the Wave Equation, Bandwidth Reduction, Finite-Element Time-Domain Method.

MONTE CARLO METHODS**07 Hours**

Generation of Random Numbers and Variables, Evaluation of Error, Numerical Integration, Solution of Potential Problems, Regional Monte Carlo Methods. Case Study: Attenuation Due to Raindrops.

| | | | | |
|-------------------|--------------------|---------------------|-------------------|------------------------|
| Theory: 45 | Tutorial: 0 | Practical: 0 | Project: 0 | Total: 45 Hours |
|-------------------|--------------------|---------------------|-------------------|------------------------|

REFERENCES:

1. Sadiku, M. N. O, "Numerical Techniques in Electromagnetics", CRC Press, 2000.
2. Davidson, D. B, "Computational Electromagnetics for RF and Microwave Engineering", Cambridge University Press, 2005.
3. K.J.Binns, P.J.Lawrenson, C.W Trowbridge, "The analytical and numerical solution of Electric and magnetic fields", John Wiley & Sons, 1993
4. Nathan Ida, Joao P.A.Bastos , "Electromagnetics and calculation of fields", Springer Verlage, 1992.
5. Karl E. Lonngren, Sava V. Savov, Randy J. Jost, "Fundamentals of Electromagnetics with MATLAB", Second Edition, SciTech Publishing, Inc., 2007.
6. Sullivan, D.M., Electromagnetic Simulation Using the FDTD Method, IEEE Computer Society Press, 2000.



Approved by BoS Chairman

VLSI



Approved by BoS Chairman

U18ECE0041

VLSI TESTING AND TESTABILITY

| | | | | |
|----------|----------|----------|----------|----------|
| L | T | P | J | C |
| 3 | 0 | 0 | 0 | 3 |

Course Outcomes (COs):

After successful completion of this course, the students should be able to

- CO1:** Discuss various fault models and fault simulation techniques (K2).
CO2: Examine faults in combinational logic circuits (K3).
CO3: Examine faults in sequential logic circuits (K3).
CO4: Compare various methods for delay tests (K3).
CO5: Explain different testability methods (K2).
CO6: Outline fault diagnosis approaches (K2).

Pre-requisites:

1. U18EC I5202 VLSI and HDL Programming

| CO/PO Mapping: (S/M/W indicates strength of correlation) S-Strong, M-Medium, W-Weak | | | | | | | | | | | | | | |
|---|---------------------------|-----|-----|-----|-----|-----|-----|-----|-----|------|------|------|------|------|
| COs | PROGRAMME OUTCOMES | | | | | | | | | | | | | |
| | PO1 | PO2 | PO3 | PO4 | PO5 | PO6 | PO7 | PO8 | PO9 | PO10 | PO11 | PO12 | PSO1 | PSO2 |
| CO1 | | S | M | | | | | | | | | | M | |
| CO2 | | S | M | | | | | | | | | | S | |
| CO3 | | S | M | | | | | | | | | | S | |
| CO4 | | S | M | | | | | | | | | | S | |
| CO5 | | S | | | | | | | | | | | S | |
| CO6 | | S | | | | | | | | | | | S | |

Course Assessment Methods

| |
|--|
| DIRECT |
| Continuous Assessment Test I, II Assignment End Semester Examination |
| INDIRECT |
| Course-end survey |

FAULT MODELLING AND SIMULATION**09 Hours**

Introduction to Testing - Faults in digital circuits - Modeling of faults - Logical Fault Models - Fault detection - Fault location - Fault dominance – Single stuck fault model and multiple stuck fault model - Logic Simulation - Types of simulation - Delay models - Gate level Event-driven simulation- Fault Simulation Techniques- Serial , Parallel and Deductive



Approved by BoS Chairman

TESTING FOR SINGLE STUCK AT FAULTS**09 Hours**

Test Generation algorithms for combinational circuits – Fault oriented ATG – D Algorithm-Examples – PODEM - Fault independent ATG - Random Test generation - ATGs for SSFs in sequential circuits – TG using iterative array models- Random Test Generation.

DELAY TEST**09 Hours**

Delay test problem – Path delay test – Test generation for Combinational circuits, Number of paths in a circuit- Transition faults – Delay test methodologies-Slow clock combinational test, Enhanced scan test, normal scan sequential test, Variable- clock Non-scan sequential test, Rated- clock Non-scan sequential test.

DESIGN FOR TESTABILITY**09 Hours**

Testability- Controllability and observability, Ad-hoc design for testability Techniques – Controllability and observability by means of scan registers- Storage cells for scan design- Level sensitive scan design (LSSD)- Partial scan using I-Paths – Boundary scan standards.

FAULT DIAGNOSIS**09 Hours**

Logical Level Diagnosis – Diagnosis by UUT reduction – Fault Diagnosis for Combinational Circuits – Self-checking design – System Level Diagnosis.

Theory: 45**Tutorial: 0****Practical: 0****Project: 0****Total: 45 Hours****REFERENCES:**

1. Abramovici, M., Brever, A., and Friedman, D., "Digital Systems Testing and Testable Design", Jaico Publishing House, 2002.
2. Michael L Bushnell and Vishwani D Agarwal, "Essentials of Electronic Testing for Digital, Memory and Mixed Signal Circuits", Springer, verlag 2000.
3. Stanley L Hurst "VLSI Testing : Digital and Mixed Analogue Digital Techniques", Institute of Electrical Engineers, 1998
4. Xiaoqing Wen, Cheng Wen Wu and LaungTerng Wang "VLSI Test Principles and Architectures: Design for Testability", Cambridge University Press, 2000
5. Parag K Lala, "Fault Tolerant and Fault Testable Hardware Design" BS Publications, 2002



Approved by BoS Chairman

U18ECE0042

SYSTEM DESIGN WITH FPGA

| | | | | |
|----------|----------|----------|----------|----------|
| L | T | P | J | C |
| 3 | 0 | 0 | 0 | 3 |

Course Outcomes (COs):

After successful completion of this course, the students should be able to

- CO1:** Compare various FPGA Architectures (K2).
CO2: Discuss programming /configuring an FPGA (K2).
CO3: Realize digital system on FPGA (K3).
CO4: Apply appropriate design flow in system design with FPGA (K3).
CO5: Verify, synthesize and implement the design

Pre-requisites:

1. U18EC I5202 VLSI and HDL Programming

| CO/PO Mapping: (S/M/W indicates strength of correlation) S-Strong, M-Medium, W-Weak | | | | | | | | | | | | | | |
|---|--------------------|-----|-----|-----|-----|-----|-----|-----|-----|------|------|------|------|------|
| COs | PROGRAMME OUTCOMES | | | | | | | | | | | | | |
| | PO1 | PO2 | PO3 | PO4 | PO5 | PO6 | PO7 | PO8 | PO9 | PO10 | PO11 | PO12 | PSO1 | PSO2 |
| CO1 | | S | | | | | | | | | | | M | |
| CO2 | | S | M | | | | | | | | | | S | |
| CO3 | | | S | | S | | | | | | | | S | |
| CO4 | | | S | | | | | | | | | | S | |
| CO5 | | S | | | | | | | | | | | S | |
| CO6 | | | S | | | | | | | | | | S | |

Course Assessment Methods

| |
|--|
| DIRECT |
| Continuous Assessment Test I, II Assignment End Semester Examination |
| INDIRECT |
| Course-end survey |

FPGA ARCHITECTURES**09 Hours**

Introduction, Programming Technologies – SRAM, Anti Fuse, E²PROM/Flash Hybrid Flash-SRAM. Fine, medium and Coarse Grained Architectures, Logic Blocks – MUX based, LUT Based. Comparison of LUT, Distributed RAM and SRAM based Logic blocks. Logic Elements, CLBS, LABs, Distributed RAMs and shift registers. Dedicated specialized components in FPGAs, Clock –Clock tree, clock Manager, IO Block – Gigabit Transceivers.



Approved by BoS Chairman

FPGA PROGRAMMING**09 Hours**

Anti fuse based FPGAs, SRAM based FPGAS, Using Configuration port, Using JTAG, Using Embedded processor.

FPGA DESIGN**09 Hours**

Coding Styles, pipelining and levels of Logic, Asynchronous design practices, clock considerations, Register and Latch consideration, Resource sharing, State Machine encoding, Testing Methodologies.

SYSTEM DESIGN FLOW**09 Hours**

Schematic based Design Flow, HDL Based Design Flow, DSP Based Design Flow, Embedded Processor based Design Flow.

SIMULATION, SYNTHESIS AND VERIFICATION**09 Hours**

Cycle based and event driven simulation-Logic / HDL synthesis technology- static, statistical and dynamic timing analysis- Verification- formal verification.

Theory: 45**Tutorial: 0****Practical: 0****Project: 0****Total: 45 Hours****REFERENCES:**

1. Clive Maxfield, "FPGAs: Instant Access", Newnes, 2008.
2. Charles H. Roth, Jr, Lizy Kurian John, "Principles of Digital system Design using VHDL", Cengage Learning India Private Limited, 2009.
3. Wayne Wolf, "FPGA Based System Design", Prentice Hall, 2004.
4. Michael D. Ciletti, "Advanced Digital Design with the Verilog HDL", Pearson, 2011.
5. Ian Grout, "Digital Systems Design with FPGAs and CPLDs", Elsevier, 2012.
6. Robert Dueck, "Digital design with CPLD applications and VHDL", Thomson, 2004.
7. Bob Zeidman, "Designing with CPLDs and FPGAs", CRC Press, 2002.



Approved by BoS Chairman

U18ECE0043

SYSTEM ON CHIP

| | | | | |
|----------|----------|----------|----------|----------|
| L | T | P | J | C |
| 3 | 0 | 0 | 0 | 3 |

Course Outcomes (COs):

After successful completion of this course, the students should be able to

- CO1:** Discuss system architectures and components (K2).
CO2: Outline system level design methodology (K2).
CO3: Compare hardware software co design strategies (K3).
CO4: Illustrate SOC design approach (K2).
CO5: Discuss SOC design implementation tools (K2).
CO6: Summarize SOC testing techniques (K2).

Pre-requisites:

1. U18EC I5202 VLSI and HDL Programming

| CO/PO Mapping: (S/M/W indicates strength of correlation) S-Strong, M-Medium, W-Weak | | | | | | | | | | | | | | |
|---|---------------------------|-----|-----|-----|-----|-----|-----|-----|-----|------|------|------|------|------|
| COs | PROGRAMME OUTCOMES | | | | | | | | | | | | | |
| | PO1 | PO2 | PO3 | PO4 | PO5 | PO6 | PO7 | PO8 | PO9 | PO10 | PO11 | PO12 | PSO1 | PSO2 |
| CO1 | S | | | | | | | | | | | | S | |
| CO2 | | M | M | | | | | | | | | | S | |
| CO3 | | S | M | | | | | | | | | | S | |
| CO4 | | | M | | | | | | | | | | S | |
| CO5 | | | M | | | | | | | | | | S | |
| CO6 | | S | | | | | | | | | | | S | |

Course Assessment Methods


| |
|--|
| DIRECT |
| Continuous Assessment Test I, II Assignment End Semester Examination |
| INDIRECT |
| Course-end survey |

SYSTEM ARCHITECTURE**06 Hours**

Introduction to system Architecture, Components of a system, Hardware and Software: Programmability Versus Performance, Processor Architectures, Memory and Addressing, System-Level Interconnection, An Approach for SOC Design, System Architecture and Complexity.

SYSTEM-LEVEL DESIGN**12 Hours**

Processor selection-Concepts in Processor Architecture: Instruction set architecture (ISA), elements in Instruction Handling-Robust processors: Vector processor, VLIW, Superscalar, CISC, RISC—Processor evolution: Soft and Firm processors, Custom-Designed processors-IP based design - on - chip memory.



Approved by BoS Chairman

SYSTEM-LEVEL INTERCONNECTION**09 Hours**

Overview: Interconnect Architecture, On-chip Buses: basic architecture, Bus standards: AMBA, Core Connect, Wishbone, Avalon-Network-on-chip – Architecture – topologies - switching strategies - routing algorithms - flow control, quality-of-service - Reconfigurability in communication architectures.

CO-DESIGN CONCEPTS**09 Hours**

Nature of hardware & software- quest for energy efficiency- driving factors for hardware-software co-design- Co-design space-Dualism of Hardware design and Software design - Modeling Abstraction Level- Concurrency and Parallelism- Hardware Software tradeoffs- Introducing Dataflow modeling.

SOC IMPLEMENTATION AND TESTING**09 Hours**

Study of Microblaze RISC processor - Real-time operating system (RTOS), peripheral interface and components, High-density FPGAs-Introduction to tools used for SOC design: Xilinx SOC based development kit. Manufacturing test of SOC: Core layer, system layer, application layer-P1500 Wrapper Standardization- SOC Test Automation (STAT).

| | | | | |
|-------------------|--------------------|---------------------|-------------------|------------------------|
| Theory: 45 | Tutorial: 0 | Practical: 0 | Project: 0 | Total: 45 Hours |
|-------------------|--------------------|---------------------|-------------------|------------------------|

REFERENCES:

1. Michael J.Flynn, Wayne Luk, “Computer system Design: System-on-Chip”, Wiley- India, 2012.
2. Patrick Schaumont “A Practical Introduction to Hardware/Software Co-design”, 2nd Edition, Springer, 2012.
3. Lin, Y-L.S. (ed.), “Essential issues in SOC design: designing complex systems-on- chip”, Springer, 2006.
4. SudeepPasricha, NikilDutt, “On Chip Communication Architectures: System on Chip Interconnect”, Morgan Kaufmann Publishers, 2008.
5. W.H.Wolf, “Computers as Components: Principles of Embedded Computing System Design”, Elsevier, 2008.



Approved by BoS Chairman

U18ECE0044

NANO ELECTRONICS

| | | | | |
|----------|----------|----------|----------|----------|
| L | T | P | J | C |
| 3 | 0 | 0 | 0 | 3 |

Course Outcomes (COs):

After successful completion of this course, the students should be able to

- CO1:** Review the concepts of nanoelectronics and scaling (K2).
CO2: Describe the properties of nanoscale structures(K2).
CO3: Compare single electron, SESO and CNT devices (K2).
CO4: Summarize the working of various spin devices (K2).
CO5: Review the working of molecular nanodevices(K2).
CO6: Access the different fabrication techniques (K5).

Pre-requisites: -

| CO/PO Mapping: (S/M/W indicates strength of correlation) S-Strong, M-Medium, W-Weak | | | | | | | | | | | | | | |
|---|---------------------------|-----|-----|-----|-----|-----|-----|-----|-----|------|------|------|------|------|
| COs | PROGRAMME OUTCOMES | | | | | | | | | | | | | |
| | PO1 | PO2 | PO3 | PO4 | PO5 | PO6 | PO7 | PO8 | PO9 | PO10 | PO11 | PO12 | PSO1 | PSO2 |
| CO1 | | M | | | | | | | | | | | M | |
| CO2 | | M | | | | | | | | | | | M | |
| CO3 | | | M | | | | | | | | | | M | |
| CO4 | | M | | | | | | | | | | | M | |
| CO5 | | | M | | | | | | | | | | M | |
| CO6 | | | S | | | | | | | | | | M | |

Course Assessment Methods

| |
|--|
| DIRECT |
| Continuous Assessment Test I, II Assignment End Semester Examination |
| INDIRECT |
| Course-end survey |

NANOELECTRONICS AND SCALING**09 Hours**

Introduction to Nanoelectronics – Classical and quantum systems – Current CMOS device technology- International Technology Roadmap for Semiconductor projections – Scaling principles – General scaling, Characteristic scale length – Limits to scaling – Quantum mechanics, Atomistic effects, Thermodynamic Effects, Practical considerations – Power constrained scaling limits.



Approved by BoS Chairman

PHYSICAL PROPERTIES OF NANOSCALE STRUCTURES**09 Hours**

Energy subbands and Density of States in nanoscale structures – Electron transport in a Two Dimensional electron gas – Resistance of a ballistic semiconductor – Landauer formula – Transmission probability calculation – Resonant tunnelling effect – Coulomb blockade – Quantization of thermal conductance in ballistic nanostructures.

SINGLE ELECTRON, SESO AND CNT DEVICES**09 Hours**

Introduction – Quantum Dot transistor – structure and fabrication – Single Electron and Single Hole Quantum Dot transistor – Artificial atom – Single Electron MOS Memory – structure and fabrication - SESO Transistor – SESO Memory – CNT transistor – CNT based Field Emission devices – CNT based Microwave devices.

SPINTRONICS AND MOLECULAR NANODEVICES**09 Hours**

Introduction – Spin filters – Spin diodes – Spin transistors – Spin based optoelectronic devices – Electrical conduction of molecules – Manipulation of single molecules – Molecular motors – Molecular nanoactuators – Molecular electronic devices – Molecular based optic devices.

FABRICATION TECHNIQUES**09 Hours**

Optical lithography – Electron beam lithography – X –Ray lithography - Focused Ion beam lithography – Nanoimprint lithography – Pulsed laser deposition – Sputter deposition – Chemical Vapour Deposition – Wet and dry etching techniques – Chemical Mechanical Polishing.

Theory: 45**Tutorial: 0****Practical: 0****Project: 0****Total: 45 Hours****REFERENCES:**

1. Mircea Dragoman and Daniela Dragoman, “Nanoelectronics Principles and Devices”, Artech house, Boston, 2006.
2. Shunri Oda and David Ferry, “Silicon Nanoelectronics”, Taylor & Francis, USA, 2006.
3. W.R. Fahrner, “Nanotechnology and Nanoelectronics: Materials, Devices, Measurement Techniques”, Springer (India), New Delhi, 2011.



Approved by BoS Chairman

U18ECE0045

LOW POWER VLSI

| | | | | |
|----------|----------|----------|----------|----------|
| L | T | P | J | C |
| 3 | 0 | 0 | 0 | 3 |

Course Outcomes (COs):

After successful completion of this course, the students should be able to

- CO1:** Discuss the sources of power dissipation in CMOS logic design (K2).
CO2: Illustrate low power design and optimization techniques (K2).
CO3: Estimate power at different levels (K2).
CO4: Examine leakage reduction techniques (K3).
CO5: Analyze the effects of voltage scaling (K3)
CO6: Discuss effect of capacitance on power reduction (K2)

Pre-requisites:

1. U18EC I5202 VLSI and HDL Programming

| CO/PO Mapping: (S/M/W indicates strength of correlation) S-Strong, M-Medium, W-Weak | | | | | | | | | | | | | | |
|---|---------------------------|-----|-----|-----|-----|-----|-----|-----|-----|------|------|------|------|------|
| COs | PROGRAMME OUTCOMES | | | | | | | | | | | | | |
| | PO1 | PO2 | PO3 | PO4 | PO5 | PO6 | PO7 | PO8 | PO9 | PO10 | PO11 | PO12 | PSO1 | PSO2 |
| CO1 | | S | | | | | | | | | | | S | |
| CO2 | | S | M | | | M | M | | | | | | S | |
| CO3 | | S | | | | | | | | | | | S | |
| CO4 | | S | M | | | W | W | | | | | | S | |
| CO5 | | S | M | | | | | | | | | | S | |
| CO6 | | S | M | | | W | W | | | | | | S | |

Course Assessment Methods

| |
|--|
| DIRECT |
| Continuous Assessment Test I, II Assignment End Semester Examination |
| INDIRECT |
| Course-end survey |

POWER DISSIPATION IN CMOS**08 Hours**

Need for low power design, Hierarchy of limits of power – Sources of power consumption – Basic principle of low power design, Degree of freedom.



Approved by BoS Chairman

SUPPLY VOLTAGE SCALING**10 Hours**

Challenges in supply voltage scaling, Voltage scaling approaches, Static voltage scaling approaches- Device feature size scaling, Architectural level approaches - Parallelism, Pipelining, voltage scaling through optimal transistor sizing, voltage scaling using high level transformations, multi level voltage scaling, Dynamic voltage scaling, Adaptive voltage scaling.

SWITCHED CAPACITANCE MINIMIZATION**12 Hours**

Hardware Software Trade-off, Bus Encoding, Use of number system, Architectural level Optimization Techniques, Glitch power, Clock Gating, State encoding, Logic styles, Low power techniques for SRAM and DRAM. Special topics - Adiabatic Switching Circuits Battery-aware Synthesis Variation tolerant design CAD tools for low power synthesis.

LEAKAGE POWER MINIMIZATION**10 Hours**

Standby leakage reduction- Fabrication of multiple threshold voltages, Transistor stacking, Variable- threshold-voltage CMOS (VTCMOS), Multi-threshold-voltage CMOS (MTCMOS), Power gating, Run time leakage reduction- V_{DD} scaling, combining power gating with Dynamic voltage and frequency scaling, multi level V_{DD} scaling, Dual-Vt assignment approach (DTCMOS), dynamic V_{th} scaling.

POWER ESTIMATION**05 Hours**

Power estimation techniques – Logic level power estimation – Simulation power analysis– Probabilistic power analysis.

Theory: 45**Tutorial: 0****Practical: 0****Project: 0****Total: 45 Hours****REFERENCES:**

1. K.Roy and S.C. Prasad , “Low Power CMOS VLSI circuit design”, Wiley,2000
2. Gary Yeap, “Practical low power digital VLSI design”, Kluwer, 2001.
3. Dimitrios Soudris, ChirstianPignet, Costas Goutis, “Designing CMOS Circuits for Low Power”, Kluwer,2002
4. J.B. Kuo and J.H Lou, “Low voltage CMOS VLSI Circuits”, Wiley 1999.
5. A.P.Chandrakasan and R.W. Broadersen, “Low power digital CMOS design”, Kluwer, 1995.
6. Abdellatif Bellaouar, Mohamed.I. Elmasry, “Low power digital VLSI Design”, Kluwer, 1995.
7. James B. Kuo, Shin – chia Lin, “Low voltage SOI CMOS VLSI Devices and Circuits”, John Wiley and sons, Inc 2001
8. Ajit Pal, “Low-Power VLSI Circuits and Systems”, © Springer India 2015.



Approved by BoS Chairman

EMBEDDED SYSTEM



Approved by BoS Chairman

U18ECE0051

INDUSTRIAL ROBOTICS

| | | | | |
|----------|----------|----------|----------|----------|
| L | T | P | J | C |
| 3 | 0 | 0 | 0 | 3 |

Course Outcomes (COs):

After successful completion of this course, the students should be able to


- CO1:** Explain various configuration of robots and compute degrees of freedom for given links and joints (K2).
- CO2:** Identify the positions of manipulator using forward and inverse kinematic methods (K3).
- CO3:** Design industrial manipulators by selecting appropriate sensor and actuators (K4).
- CO4:** Apply motion planning algorithms for trajectory planning (K3).
- CO5:** Develop codes to program robots using open source software and standard programming tools (K3).

Pre-requisites: -

| CO/PO Mapping: (S/M/W indicates strength of correlation) S-Strong, M-Medium, W-Weak | | | | | | | | | | | | | | |
|---|--------------------|-----|-----|-----|-----|-----|-----|-----|-----|------|------|------|------|------|
| COs | PROGRAMME OUTCOMES | | | | | | | | | | | | | |
| | PO1 | PO2 | PO3 | PO4 | PO5 | PO6 | PO7 | PO8 | PO9 | PO10 | PO11 | PO12 | PSO1 | PSO2 |
| CO1 | M | M | | | | | | | | | | | | |
| CO2 | S | S | | | | | | | | | | | | M |
| CO3 | S | S | S | | | | | | | | | | | M |
| CO4 | S | | | M | | | | | | | | | | M |
| CO5 | | | S | | S | | | | | | | | | M |
| CO6 | M | M | | | | | | | | | | | | M |

Course Assessment Methods

| |
|---|
| DIRECT |
| Continuous Assessment Test I, II Assignment (Theory Component) End Semester Examination |
| INDIRECT |
| Course-end survey |


Approved by BoS Chairman

INTRODUCTION**03 Hours**

Introduction to industrial robotics - classification of robots, Laws of robotics, robot anatomy, degrees of freedom, links, joints, robot applications, ethics of robots, Introduction to robot programming.

KINEMATICS OF ROBOTS**09 Hours**

Rotation matrices, Different coordinates- Cartesian, cylindrical, spherical, articulated, RPY, Euler angles, Denavit-Hartenberg notation, solving simple forward kinematics problem
Inverse kinematics- inverse orientation, inverse locations, Singularities, Jacobian .

DESIGN OF INDUSTRIAL MANIPULATORS**12 Hours**

Different configuration of manipulators, workspace design, end effectors and different types of gripper, types and classification of motors, Electronic drives and control, sensors and feedback systems.

MOTION CONTROL AND TRAJECTORY PLANNING**12 Hours**

Open loop vs closed loop control, PID Control, Differential motion, force, torque, electronic control using microprocessor and micro controllers, errors in motion control.
Basics of trajectory planning, Cartesian space trajectories, graph based planning - grassfire algorithm, Dijkstra's algorithm, artificial potential field, sampling methods.

ROBOT PROGRAMMING**09 Hours**

Robot programming: Introduction; On-line programming: Manual input, lead through programming, Teach dependant programming.
Introduction to Robot Operating System, reinforcement learning for robotic manipulators, Simple robotic simulations in gazebo simulator.

| | | | | |
|-------------------|--------------------|---------------------|-------------------|------------------------|
| Theory: 45 | Tutorial: 0 | Practical: 0 | Project: 0 | Total: 45 Hours |
|-------------------|--------------------|---------------------|-------------------|------------------------|

REFERENCES:

1. Saeed B. Niku, "Introduction to Robotics", Prentice Hall of India, 2nd Edition 2010.
2. Mikell P. Groover, "Industrial Robots - Technology, Programming and Applications", McGraw Hill, New York, 2008.
3. Deb. S.R., "Robotics Technology and flexible Automation", John Wiley, USA 1992.



Approved by BoS Chairman

U18ECE0052

INDUSTRIAL AUTOMATION

| | | | | |
|----------|----------|----------|----------|----------|
| L | T | P | J | C |
| 3 | 0 | 0 | 0 | 3 |

Course Outcomes (COs):

After successful completion of this course, the students should be able to

- CO1:** Distinguish low cost and computer controlled automation (K4).
CO2: Design circuits using components of fluid power system (K3).
CO3: Describe the hardware used industry including PLCs and SoCs (K2).
CO4: Develop codes for PLCs using standard methods (K3).
CO5: Select appropriate industrial communication protocol for a given application (K3).
CO6: Develop applications for SCADA and DCS (K3).

Pre-requisites: -


| CO/PO Mapping: (S/M/W indicates strength of correlation) S-Strong, M-Medium, W-Weak | | | | | | | | | | | | | | |
|---|--------------------|-----|-----|-----|-----|-----|-----|-----|-----|------|------|------|------|------|
| COs | PROGRAMME OUTCOMES | | | | | | | | | | | | | |
| | PO1 | PO2 | PO3 | PO4 | PO5 | PO6 | PO7 | PO8 | PO9 | PO10 | PO11 | PO12 | PSO1 | PSO2 |
| CO1 | S | | | | | | | | | | | | M | |
| CO2 | | M | | | | | | | | | | | | |
| CO3 | S | | | | | | | | | | | | M | |
| CO4 | | | S | M | | | | | | | | | M | |
| CO5 | S | | S | | | | | | | | | | | |
| CO6 | | | S | | | | | | | | | | | |

Course Assessment Methods

| |
|---|
| DIRECT |
| Continuous Assessment Test I, II Assignment (Theory Component) End Semester Examination |
| INDIRECT |
| Course-end survey |

THEORY COMPONENT CONTENTS**INTRODUCTION****05 Hours**

The need for automation in industries, evolution of automation strategy, Introduction to fluid power, Types of fluid power systems, application and advantages, Introduction to automation tools - PLC, Sensors, switches and timer modules, DCS, SCADA, Introduction to IEC 61131.



Approved by BoS Chairman

FLUID POWER SYSTEMS**09 Hours**

Pumps and compressor - Types and working principles, types of valves - direction control valve, pressure valve, servo valve - flow control valve - accumulators, types of actuators, Electro Hydraulic circuits, electro pneumatic circuits, sensors - proximity sensor, magnetic reed switch, flow measurement, velocity and position sensors, light sensors, strain sensors, temperature sensors, Relays and latches.

AUTOMATION HARDWARE MODULES AND PROGRAMMING**11Hours**

PLC Hardware - input and output modules, CPU - design, memory design and types, Human machine interfaces, PLC wiring, PLC Programming - types of PLC programming, addressing, ladder logic programming - program control instructions, arithmetic instruction, timers and counters programming.

Embedded systems in industrial automation - SoC substitutes for PLC, Challenges and limitation of implementation, OOP in automation, need for packaging and standards.

INDUSTRIAL COMMUNICATION**11Hours**

Definition of protocol, Introduction to Open System Interconnection (OSI) model, Communication standard (RS232, RS485), Modbus (ASCII/RTU), HART Protocol, Foundation Field bus H1, Comparison of HART, Foundation Field bus, Device net, Profibus, Control net, Industrial Ethernet.

Introduction to Industry 4.0, Industrial IoT- block diagram, application, simple case studies.

SCADA AND DISTRIBUTED CONTROL SYSTEMS**09 Hours**

SCADA Concept of SCADA systems, Programming techniques for: Creation of pages, Sequencing of pages, Creating graphics & animation, Dynamos programming with variables, Trending, Historical data storage & Reporting, Alarm management, reporting of events and parameters, Comparison of different SCADA packages. DCS introduction, Various function Blocks, DCS components/block diagram, DCS Architecture of different makes, comparison of these architectures with automation pyramid, DCS specification, latest trend and developments.

Large scale data handling - basics of big data analysis, introduction to classification techniques, simple data analysis using weka/ MATLAB software.

Theory: 45**Tutorial: 0****Practical: 0****Project: 0****Total: 45 Hours****REFERENCES:**

1. Frank D. Petruzella, "Programmable Logic Controllers", McGraw-Hill Companies, 3rd Edition, March 2013.
2. Lukas, "Distributed Control systems", Van Nostrand Reinhold Company, 1995.
3. Anthony Esposito, "Fluid Power with Applications", Pearson Education Inc., 7th Edition 2009.
4. Majumdar S.R., "Pneumatic systems – Principles and maintenance", Tata McGraw-Hill, 2009.
5. James A. Sullivan, "Fluid Power: Theory and Applications", C.H.I.P.S, 4th edition, 2007.



Approved by BoS Chairman

U18ECE0053

VIRTUAL INSTRUMENTATION

| | | | | |
|----------|----------|----------|----------|----------|
| L | T | P | J | C |
| 3 | 0 | 0 | 0 | 3 |

Course Outcomes (COs):

After successful completion of this course, the students should be able to

- CO1:** Construct basic instruments using LABVIEW (K3).
CO2: Select data acquisition cards for analog and digital data (K3).
CO3: Analyze the given images using different image processing tools (K4).
CO4: Build a machine vision system (K3).
CO5: Design real time control systems using LABVIEW (K6).
CO6: Describe the PC hardware and operating system for virtual instrumentation (K2).

Pre-requisites:-

| CO/PO Mapping: (S/M/W indicates strength of correlation) S-Strong, M-Medium, W-Weak | | | | | | | | | | | | | | |
|---|--------------------|-----|-----|-----|-----|-----|-----|-----|-----|------|------|------|------|------|
| COs | PROGRAMME OUTCOMES | | | | | | | | | | | | | |
| | PO1 | PO2 | PO3 | PO4 | PO5 | PO6 | PO7 | PO8 | PO9 | PO10 | PO11 | PO12 | PSO1 | PSO2 |
| CO1 | | S | M | | S | | | | | | | | | |
| CO2 | | S | | | S | | | | | | | | | |
| CO3 | | S | | | S | | | | | | | | | |
| CO4 | | S | M | M | S | | | | | | | | | |
| CO5 | | S | | S | S | | | | | | | | | |
| CO6 | | S | | | S | | | | | | | | | |

Course Assessment Methods

| |
|---|
| DIRECT |
| Continuous Assessment Test I, II Assignment (Theory Component) End Semester Examination |
| INDIRECT |
| Course-end survey |

INTRODUCTION**9 Hours**

Virtual Instrumentation- Comparison with Traditional Instrumentation - Definition and Flexibility - Architecture - software for Virtual Instrumentation - Modular Programming, Loop and Charts, Arrays, Clusters and Graphs, Case and Sequence Structures, Formula nodes, String and File Input / Output.

DATA ACQUISITION**9 Hours**

A/D and D/A converters, Plug-in Analog Input / Output cards – Digital Input and Output Cards, Organization– Performing analog input and analog output – Scanning multiple analog channels – Issues involved in selection of Data acquisition cards – Data acquisition modules with serial communication – Design of digital voltmeter with transducer input –Timers and Counters.



Approved by BoS Chairman

IMAQ VISION**9 Hours**

Vision basics- Image processing and analysis, particle analysis – Machine vision, Hardware modules, Building machine vision system - Image processing tools, Acquisition and implementation using NI- Driver software- Applications.

REAL TIME CONTROL**9 Hours**

Designs using VI Software – ON/OFF controller – Proportional controller – Modeling and basic control of level and reactor processes – Case studies on development of HMI, SCADA in VI.

HARWARE & OPERATING SYSTEM OVERVIEW**9 Hours**

PC architecture, operating system requirements, PC based instrumentation, analog and digital interfaces- PXI and SCXI main frame - modular instruments-Real time I/O and compact RIO-Introduction to NI-ELVIS – Transducers – power, speed and timing considerations.

| | | | | |
|-------------------|--------------------|---------------------|-------------------|------------------------|
| Theory: 45 | Tutorial: 0 | Practical: 0 | Project: 0 | Total: 45 Hours |
|-------------------|--------------------|---------------------|-------------------|------------------------|

REFERENCES:

1. Jovitha Jerome, “Virtual Instrumentation using LABVIEW”, PHI Learning, New Delhi, 2010.
2. Gary W. Johnson and Richard Jennings, “LabVIEW Graphical Programming”, 4th edition, McGraw-Hill Professional Publishing, 2011.
3. Barry Paton, “Sensor, transducers and Lab view”, Prentice Hall of India 2000.
4. Buchanan, W. “Computer buses”, CRC Press 2000
5. Lisa K Wells, “Lab view for Everyone”, Prentice Hall of India,1996



Approved by BoS Chairman

U18ECE0054

REAL TIME EMBEDDED SYSTEMS

| | | | | |
|----------|----------|----------|----------|----------|
| L | T | P | J | C |
| 3 | 0 | 0 | 0 | 3 |

Course Outcomes (COs):

After successful completion of this course, the students should be able to

- CO1:** Compare the hardware and software architectures of Embedded Systems (K2).
CO2: Classify the I/O interface and protocols for an embedded system (K2).
CO3: Interpret the concepts of a real time operating system (K2).
CO4: Apply the concepts of Embedded programming (K3).
CO5: Develop steps to create an embedded system application integrating hardware and software (K3).

Pre-requisites:

| CO/PO Mapping: (S/M/W indicates strength of correlation) S-Strong, M-Medium, W-Weak | | | | | | | | | | | | | | |
|---|--------------------|-----|-----|-----|-----|-----|-----|-----|-----|------|------|------|------|------|
| COs | PROGRAMME OUTCOMES | | | | | | | | | | | | | |
| | PO1 | PO2 | PO3 | PO4 | PO5 | PO6 | PO7 | PO8 | PO9 | PO10 | PO11 | PO12 | PSO1 | PSO2 |
| CO1 | M | W | | | | | | | | | | | M | |
| CO2 | M | S | | | | | | | | | | | M | |
| CO3 | | M | M | | | | | | | | | | M | |
| CO4 | | S | | W | | | | | | | | | M | |
| CO5 | | M | M | | W | | | | | | | | M | |

Course Assessment Methods

| |
|---|
| DIRECT |
| Continuous Assessment Test I, II Assignment (Theory Component) End Semester Examination |
| INDIRECT |
| Course-end survey |

ARCHITECTURE OF EMBEDDED SYSTEMS**9 Hours**

Definition and classification- Overview of processors-Hardware units in an Embedded systems-Software embedded into a system- Exemplary Embedded systems- Embedded systems on a chip-The use of VLSI designed circuits.



Approved by BoS Chairman

DEVICES AND BUSES FOR DEVICES NETWORK**9 Hours**

I/O Devices– Types and Examples–Synchronous, Iso-synchronous and Asynchronous Communications from Serial Devices – Examples of Internal Serial-Communication Devices UART and HDLC–Parallel Device Ports – Sophisticated interfacing features in Devices Ports-Timer and Counting Devices – Serial bus communication protocols: I²C,‘USB’,‘CAN’andAdvanced I/O serial high speed buses– Parallel bus device protocols : ISA, PCI,PCI/X , ARM bus and Advanced parallel high speed buses.

EMBEDDED PROGRAMMING IN C, C++**9 Hours**

C Program Elements, Macros and functions - Use of Pointers - NULL Pointers - Use of Function Calls - Multiple function calls in a Cyclic Order in the Main Function Pointers - Function Queues and Interrupt Service Routines Queues Pointers - Concepts of EMBEDDED PROGRAMMING in C++ - Objected Oriented Programming - Embedded Programming in C++ - C Program compilers - Optimization of memory codes.

REAL-TIME OPERATING SYSTEM CONCEPTS**9 Hours**

Architecture of the Kernel–task and task scheduler–Interrupt Service Routines–Semaphores–Mutex– Mailboxes–Message Queues–Event Registers–Pipes–Signals–Timers–Memory Management – Priority Inversion Problem-Study of μ C/OS-II RTOS.

HARDWARE/SOFTWARE INTEGRATION**9 Hours**

Compiler - Cross compiler -. Emulator, Simulators - Host and target machines - Linkers/locators for embedded software - Getting embedded software into the target system and testing on host machine.
Case study of Embedded systems like Digital camera, Smart card, Flight simulation and control.

| | | | | |
|-------------------|--------------------|---------------------|-------------------|------------------------|
| Theory: 45 | Tutorial: 0 | Practical: 0 | Project: 0 | Total: 45 Hours |
|-------------------|--------------------|---------------------|-------------------|------------------------|

REFERENCES:

1. RajKamal “Embedded Systems Architecture Programming and Design”, 2ndEdition , TMH, 2008
2. David E.Simon “An Embedded Software Primer”, Pearson Education, 4th Reprint, 2007.
3. Steve Heath, “Embedded Systems Design”, 2ndEdition., Elsevier Publications, 2006.
4. Wayne Wolf, “Computers as Components; Principles of Embedded Computing System Design”, Harcourt India, Morgan Kaufman Publishers, First Indian Reprint, 2005.
5. Frank Vahid and Tony Gwasrgie, “Embedded system Design”, John Wiley and Sons, 2002.
6. Daniel. W Lewis, “Fundamentals of Embedded Software” Pearson Education 2001.
7. Wayne Wolf, “Computers as Components; Principles of Embedded Computing System Design”, Harcourt India, Morgan Kaufman Publishers, First Indian Reprint, 2005.



Approved by BoS Chairman

U18ECE0055

AUTOMOTIVE ELECTRONICS

| | | | | |
|----------|----------|----------|----------|----------|
| L | T | P | J | C |
| 3 | 0 | 0 | 0 | 3 |

Course Outcomes (COs):

After successful completion of this course, the students should be able to

- CO1:** Describe various mechanical systems in an automobile (K2).
CO2: Illustrate different types of electronic systems in an automobile (K3).
CO3: Outline the various stages of Integrated development environment to design an embedded system (K3).
CO4: Explain the various embedded systems used in automotive applications (K2).
CO5: Compare Vehicle Communication Protocols (K3).

Pre-requisites: -


| CO/PO Mapping: (S/M/W indicates strength of correlation) S-Strong, M-Medium, W-Weak | | | | | | | | | | | | | | |
|---|---------------------------|-----|-----|-----|-----|-----|-----|-----|-----|------|------|------|------|------|
| COs | PROGRAMME OUTCOMES | | | | | | | | | | | | | |
| | PO1 | PO2 | PO3 | PO4 | PO5 | PO6 | PO7 | PO8 | PO9 | PO10 | PO11 | PO12 | PSO1 | PSO2 |
| CO1 | S | | | | | | | | | | M | | | M |
| CO2 | S | M | | M | | | | | | | | | M | |
| CO3 | | S | | | M | | M | | | | | | M | |
| CO4 | S | M | | | | | | | | | | | M | |
| CO5 | S | | | | | | | | | | | | | S |

Course Assessment Methods

| |
|---|
| DIRECT |
| Continuous Assessment Test I, II Assignment (Theory Component) End Semester Examination |
| INDIRECT |
| Course-end survey |

AUTOMOTIVE MECHANICAL SYSTEMS: VEHICLE SYSTEMS**09 Hours**

Power Train System (Air System, Fuel System (Carburettor & Diesel Fuel Injection, Ignition System, Exhaust System and other Auxiliary Systems (Cooling, Lubrications & Electrical Systems)), Transmission System (Front, Rear & 4 wheel Drive, Manual, Automatic Transmission, Differential). Braking System (Drum, Disc, Hydraulic, Pneumatic), Steering System (Rack and Pinion, Power Steering).



Approved by BoS Chairman

ELECTRONICS IN AUTOMOTIVE SYSTEMS**09 Hours**

Need for Electronics in Automotive Systems: Performance (Speed, Power, and Torque), Control (Emission, Fuel Economy, Drivability, and Safety) & Legislation (Environmental legislation for pollution & Safety Norms). Overview of Vehicle Electronic Systems: Basic electrical components and their operation in an automobile: Power train subsystem (Starting systems, Charging systems - Ignition systems – Electronic fuel control), Chassis subsystem (ABS, TCS, & ESP) – Comfort and safety subsystems (Night Vision, Airbags, Seatbelt Tensioners, Cruise Control-Lane-departure-warning, Parking).

INTEGRATED DEVELOPMENT ENVIRONMENT**09 Hours**

Introduction to Integrated development environment (IDE) – Getting started, HW / SW configuration (boot service, Host – target interaction) – Booting reconfiguration – Managing IDE – Target servers, agents, Cross development, debugging – Introduction to an IDE for lab board – RTOS, PC based debugger.

EMBEDDED SYSTEM IN AUTOMOTIVE APPLICATIONS**09 Hours**


Engine management systems – Gasoline / Diesel systems, various sensors used in system – Electronic transmission control - Vehicle safety system – Electronic control of braking and traction – Body electronics – Infotainment systems – Navigation systems – System level tests – Software calibration using engine and vehicle dynamometers – Environmental tests for Electronic Control Unit - Application of Control elements and control methodology in Automotive System.

EMBEDDED SYSTEM COMMUNICATION PROTOCOLS**09 Hours**

Introduction to control networking – Communication protocols in embedded systems – SPI, I2C, USB – Vehicle communication protocols – Introduction to CAN, LIN, FLEXRAY, MOST, KWP2000.

Theory: 45**Tutorial: 0****Practical: 0****Project: 0****Total: 45 Hours****REFERENCES:**

1. Joerg Schaeuffele, Thomas Zurawka, “Automotive Software Engineering Principles, Processes, Methods and Tools”, SAE International, 2005.
2. BOSCH Automotive Handbook, 6th Edition, 2014.
3. Jean J.Labrosse, “ μ C/OS-II Real Time Kernel,CMP Books”, 2nd edition, 2002.
4. Raj kamal,”Embedded systems Architecture, programming and design”,McGraw Hill Education, 3rd Edition, July 2017.
5. Denton. T, “Automobile Electrical and Electronic Systems”,4th edition,2012.
6. William B. Ribbens, “Understanding Automotive Electronics”,Butterworth–Heinemann publication, 5th Edition, 1998.
7. Ronald K. Jurgen, “Automotive Electronics Handbook”,McGraw Hill Publications, 1999.
8. Nicholas Navit, “Automotive Embedded System Handbook”, CRC Press, Taylor and Francis Group, 2009.
9. Fu K.S. Gonzaleaz R.C. and Lee C.S.G., "Robotics Control Sensing, Vision and Intelligence" McGraw Hill International Editions, 1987.



Approved by BoS Chairman

U18ECE0056

**MULTICORE ARCHITECTURE AND
PROGRAMMING FOR EMBEDDED
SYSTEMS**

| L | T | P | J | C |
|---|---|---|---|---|
| 3 | 0 | 0 | 0 | 3 |

Course Outcomes (COs):

After successful completion of this course, the students should be able to

- CO1:** Analyse the single core and multicore features of Embedded Systems (K2).
CO2: Interpret the aspects of multicore architecture for embedded system (K2).
CO3: Implement scheduling process in multicore architecture (K2).
CO4: Apply the concepts of concurrency and parallelism (K3).
CO5: Analyse multicore timing using appropriate tools (K3).

Pre-requisites:

1. U18ECI5202 Computer Architecture and Microprocessors
2. U18ECI6203 VLSI and HDL Programming

| CO/PO Mapping: (S/M/W indicates strength of correlation) S-Strong, M-Medium, W-Weak | | | | | | | | | | | | | | |
|---|--------------------|-----|-----|-----|-----|-----|-----|-----|-----|------|------|------|------|------|
| COs | PROGRAMME OUTCOMES | | | | | | | | | | | | | |
| | PO1 | PO2 | PO3 | PO4 | PO5 | PO6 | PO7 | PO8 | PO9 | PO10 | PO11 | PO12 | PSO1 | PSO2 |
| CO1 | M | W | | | | | | | | | | | M | |
| CO2 | M | S | | | | | | | | | | | M | |
| CO3 | | M | M | | | | | | | | | | M | |
| CO4 | | S | | W | | | | | | | | | M | |
| CO5 | | M | M | | W | | | | | | | | M | |

Course Assessment Methods

| |
|---|
| DIRECT |
| Continuous Assessment Test I, II Assignment (Theory Component) End Semester Examination |
| INDIRECT |
| Course-end survey |

INTRODUCTION TO MULTICORE**4 Hours**

Drivers for Multicore Architectures: Low power, Performance/Throughput and need for memory bandwidth – Limits of single core computing – Moore's law - Limits to Instruction Level Parallelism (ILP) – Power and heat dissipation issue – Increased amount of data to process – Evolution from traditional System-On-Chip (SoC) to MPSoCs (Multi processor System-On-Chips) - Need for Multicore controllers.

MULTICORE ARCHITECTURE**12 Hours**

Dependent Multicore software and hardware architectures – Multicore hardware architecture overview: Heterogeneous and Homogenous Multicore hardware – Communication between hardware processing elements: Point-to-point connections, Shared buses, On-chip cross bar, Network-On-Chip (NoC) - Memory access in


Approved by BoS Chairman

Multicore architectures: Symmetric Multi-Processing (SMP), Asymmetric Multi processing (NUMA) – Multicore architecture specific to applications - Example Multicore hardware used in Automotive – Infineon Tricore series, ST devices.

SCHEDULING CONCEPTS AND OS ASPECTS

12 Hours

Scheduling – Static and Dynamic Scheduling - Scheduling algorithms: Rate Monotonic Scheduling (RMS), Fixed priority pre-emptive scheduling, Round robin scheduling, Earliest deadline first, First come First serve – Process and threads – Need of pre-emption - Types of Multicore Scheduling: Global, Semi-partitioned and Partitioned – OS for General purpose and Real time systems - Scheduling in Single core vs Scheduling in Multicore – Timing Jitter.

CONCURRENCY AND PARALLELISM

12 Hours

Amdahl's law – Need for Parallelism – Concurrency Fundamentals – Data parallelism, Functional Parallelism, loop Parallelism – Dependencies – Producer consumer — Need for Synchronization, Loop dependencies–Shared resources – Caching aspects - Problems with no synchronization - Synchronization primitives – Semaphore, Mutex, spinlocks, Test and Set, Compare and swap–Synchronization related issues and how to avoid them: Data races, Livelocks, Deadlock, Non-atomic operations.

ADVANCED MULTICORE TOPICS

5 Hours

Multicore timing analysis - Timing simulation: WCET (Worst Case Execution Time) analysis – Schedulability analysis – Additional challenges in Multicore - Tools used in automotive: Timing architect, ChronSIM, Sym TA/S- Deterministic behavior – Logical Execution Time (LET).

| | | | | |
|-------------------|--------------------|---------------------|-------------------|------------------------|
| Theory: 45 | Tutorial: 0 | Practical: 0 | Project: 0 | Total: 45 Hours |
|-------------------|--------------------|---------------------|-------------------|------------------------|

REFERENCES:

1. Bryon Moyer, “Real world Multicore embedded systems”, 1st Edition, Newnes, 2013.
2. Michael Barr, “Programming Embedded Systems: With C and GNU Development Tools”, 2nd Edition, O'Reilly Media, 2006.

References on the internet for Multicore timing analysis:

3. Why is timing analysis important?:
<http://embedded.cs.unisaarland.de/publications/EnablingCompositionalityRTNS2016.pdf>

Multicore timing simulation solutions:

4. <https://www.vector.com/int/en/events/global-de-en/webinars/2020/timing-analysis-formulticore-ecus/>
5. <https://www.rapitasystems.com/multicore-timing>
6. <https://www.inchron.com/tool-suite/chronsim/>
7. <https://www.absint.com/ait/symtas.htm>
8. <https://www.danlawinc.com/wp-content/uploads/MC-BR-006-Multicore-Timing-Analysis-Solution-For-Aerospace-v3.pdf>

Logical Execution Time (LET)

9. <https://ieeexplore.ieee.org/document/5577967>



Approved by BoS Chairman

GENERAL STUDIES



Approved by BoS Chairman

U18ECE0061 PRODUCT DESIGN AND DEVELOPMENT

| | | | | |
|----------|----------|----------|----------|----------|
| L | T | P | J | C |
| 3 | 0 | 0 | 0 | 3 |

Course Outcomes (COs):

After successful completion of this course, the students should be able to

- CO1:** Apply concepts of product development and outline product planning process..
- CO2:** Apply relative importance of customer needs in establishing product specifications
- CO3:** Identify concept generation activities and summarize the methodology involved in concept selection and testing.
- CO4:** Outline supply chain considerations in product architecture and understand the industrial design process.
- CO5:** Apply design for manufacturing concepts in estimating manufacturing costs.
- CO6:** Apply principles of prototyping in product development economics and highlight importance of managing projects

Pre-requisites:-

| CO/PO Mapping: (S/M/W indicates strength of correlation) S-Strong, M-Medium, W-Weak | | | | | | | | | | | | | | |
|---|---------------------------|-----|-----|-----|-----|-----|-----|-----|-----|------|------|------|------|------|
| COs | PROGRAMME OUTCOMES | | | | | | | | | | | | | |
| | PO1 | PO2 | PO3 | PO4 | PO5 | PO6 | PO7 | PO8 | PO9 | PO10 | PO11 | PO12 | PSO1 | PSO2 |
| CO1 | M | | M | | M | | | | | W | | | | |
| CO2 | | | M | | | | | | | | | | | |
| CO3 | M | | M | | | | | | | | | | | |
| CO4 | | | S | | | W | | | | M | M | | | |
| CO5 | | | S | | M | M | | | | | | | | |

Course Assessment Methods


| |
|---|
| DIRECT |
| Continuous Assessment Test I, II Assignment (Theory Component) End Semester Examination |
| INDIRECT |
| Course-end survey |

**INTRODUCTION - DEVELOPMENT PROCESSES AND ORGANIZATIONS
-PRODUCT PLANNING****9 Hours**

Characteristics of successful product development to Design and develop products, duration and cost of product development, the challenges of product development.

A generic development process, concept development: the front-end process, adapting the generic product development process, the AMF development process, product development organizations, the AMF organization. The product planning process identify opportunities.

Evaluate and prioritize projects, allocate resources and plan timing, complete pre project planning, reflect all the results and the process.



Approved by BoS Chairman

IDENTIFYING CUSTOMER NEEDS - PRODUCT SPECIFICATIONS**9 Hours**

Gathering raw data from customers, interpreting raw data in terms of customer needs, organizing the needs into a hierarchy, establishing the relative importance of the needs and reflecting on the results and the process. Specifications, establish specifications, establishing target specifications setting the final specifications.

CONCEPT GENERATION - CONCEPT SELECTION - CONCEPT TESTING**9 Hours**

The activities of concept generation clarify the problem search externally, search internally, explore systematically, reflect on the results and the process, Overview of methodology, concept screening, concept scoring, caveats. Purpose of concept test, choosing a survey population and a survey format, communicate the concept, measuring customer response, interpreting the result, reflecting on the results and the process.

PRODUCT ARCHITECTURE - INDUSTRIAL DESIGN - DESIGN FOR MANUFACTURING**9 Hours**

Meaning of product architecture, implications of the architecture, establishing the architecture, variety and supply chain considerations, platform planning, related system level design issues.

Assessing the need for industrial design, the impact of industrial design, industrial design process, managing the industrial design process, is assessing the quality of industrial design. Definition, estimation of manufacturing cost, reducing the cost of components, assembly, supporting production, impact of DFM on other factors.

PROTOTYPING - PRODUCT DEVELOPMENT ECONOMICS - MANAGING PROJECTS**9 Hours**

Prototyping basics, principles of prototyping, technologies, planning for prototypes, Elements of economic analysis, base case financial mode, Sensitive analysis, project trade-offs, influence of qualitative factors on project success, qualitative analysis. Understanding and representing task, baseline project planning, accelerating projects, project execution, postmortem project evaluation.

| | | | | |
|-------------------|--------------------|---------------------|-------------------|------------------------|
| Theory: 45 | Tutorial: 0 | Practical: 0 | Project: 0 | Total: 45 Hours |
|-------------------|--------------------|---------------------|-------------------|------------------------|

REFERENCES:

1. Karl Ulrich,T, Steven Eppinger, D, “Product Design and Development”, McGraw Hill, 2015.
2. Chitale, AK, Gupta, RC, “Product Design and Manufacturing” PHI, 2013.
3. Timjones, “New Product Development: An Introduction to a multifunctional process”, Butterworth-Heinemann, 1997.
4. Geoffery Boothroyd, Peter Dewhurst and Winston Knight A “Product Design for Manufacture and Assembly”, CRC Press, 2011.



Approved by BoS Chairman

U18ECE0062

TOTAL QUALITY MANAGEMENT

| | | | | |
|----------|----------|----------|----------|----------|
| L | T | P | J | C |
| 3 | 0 | 0 | 0 | 3 |

Course Outcomes (COs):

After successful completion of this course, the students should be able to

- CO1:** Apply & analyze quality concepts and philosophies of TQM.
CO2: Apply concepts of continuous improvement
CO3: Apply TQM concepts to enhance customer satisfaction and deal with customer related aspects
CO4: Apply and analyze the quality tools, management tools and statistical fundamentals to improve quality
CO5: Apply and analyze the TQM tools as a means to improve quality
CO6: Understand quality systems, procedures for its implementation, documentation and auditing

Pre-requisites:-

| CO/PO Mapping: (S/M/W indicates strength of correlation) S-Strong, M-Medium, W-Weak | | | | | | | | | | | | | | |
|---|---------------------------|-----|-----|-----|-----|-----|-----|-----|-----|------|------|------|------|------|
| COs | PROGRAMME OUTCOMES | | | | | | | | | | | | | |
| | PO1 | PO2 | PO3 | PO4 | PO5 | PO6 | PO7 | PO8 | PO9 | PO10 | PO11 | PO12 | PSO1 | PSO2 |
| CO1 | | M | | M | | | | | | | M | | | |
| CO2 | | M | | M | | | | | | | M | | | |
| CO3 | | M | | M | | | | | | | M | | | |
| CO4 | | | | | S | | | | | | M | | | |
| CO5 | | M | | | S | | | | | | M | | | |

Course Assessment Methods


| |
|---|
| DIRECT |
| Continuous Assessment Test I, II Assignment (Theory Component) End Semester Examination |
| INDIRECT |
| Course-end survey |

INTRODUCTION**9 Hours**

Definition of Quality, Dimensions of Quality, Quality Costs, Top Management Commitment, Quality Council, Quality Statements, Barriers to TQM Implementation, Contributions of Deming, Juran and Crosby, Team Balancing.

TQM PRINCIPLES**9 Hours**

Customer satisfaction – Customer Perception of Quality, Customer Complaints, Service Quality, Customer Retention, Continuous Process Improvement, 5S, Kaizen, Just-In-Time and TPS.



Approved by BoS Chairman

STATISTICAL PROCESS CONTROL**9 Hours**

The seven tools of quality, New seven Management tools, Statistical Fundamentals – Measures of central Tendency and Dispersion, Population and Sample, Normal Curve, Control Charts for variables and attributes, Concept of six sigma.

TQM TOOLS**9 Hours**

Quality Policy Deployment (QPD), Quality Function Deployment (QFD), Benchmarking, Taguchi Quality Loss Function, Total Productive Maintenance (TPM), FMEA

QUALITY SYSTEMS**9 Hours**

Need for ISO 9000 and Other Quality Systems, ISO 9001:2008 Quality System – Elements, Implementation of Quality System, Documentation, Quality Auditing, ISO 14001:2004

| | | | | |
|-------------------|--------------------|---------------------|-------------------|------------------------|
| Theory: 45 | Tutorial: 0 | Practical: 0 | Project: 0 | Total: 45 Hours |
|-------------------|--------------------|---------------------|-------------------|------------------------|

REFERENCES:

1. Dale H.Besterfield, “Total Quality Management”, Pearson Education.
2. James R.Evans& William M.Lindsay, “The Management and Control of Quality”, South- Western (Thomson Learning), 2008.
3. Oakland.J.S. “Total Quality Management”, Butterworth – Hcinemann Ltd., Oxford
4. Bhaskar S. “Total Quality Management”, (2007-revised edition) Anuradha Agencies, Chennai
5. Narayana V. and Sreenivasan, N.S. “Quality Management – Concepts and Tasks”, NewAge International, 2007.
6. Zeiri, “Total Quality Management for Engineers”, Wood Head Publishers.
7. Feigenbaum.A.V “Total Quality Management”, McGraw Hill Publishers.



Approved by BoS Chairman

U18ECE0063

OPERATIONS RESEARCH

| | | | | |
|----------|----------|----------|----------|----------|
| L | T | P | J | C |
| 3 | 0 | 0 | 0 | 3 |

Course Outcomes (COs):

After successful completion of this course, the students should be able to


- CO1:** Apply linear programming model and assignment model to domain specific situations
CO2: Analyze the various methods under transportation model and apply the model for testing the closeness of their results to optimal result
CO3: Apply the concepts of PERT and CPM for decision making and optimally managing Projects
CO4: Analyze the various replacement and sequencing models and apply them for arriving at optimal decisions.
CO5: Analyze and apply appropriate inventory techniques in domain specific situations.
CO6: Analyze and apply appropriate queuing theories in domain specific situations

Pre-requisites:-

| CO/PO Mapping: (S/M/W indicates strength of correlation) S-Strong, M-Medium, W-Weak | | | | | | | | | | | | | | |
|---|--------------------|-----|-----|-----|-----|-----|-----|-----|-----|------|------|------|------|------|
| COs | PROGRAMME OUTCOMES | | | | | | | | | | | | | |
| | PO1 | PO2 | PO3 | PO4 | PO5 | PO6 | PO7 | PO8 | PO9 | PO10 | PO11 | PO12 | PSO1 | PSO2 |
| CO1 | S | S | | S | | | | | | | | | | |
| CO2 | S | S | | S | | | | | | | | | | |
| CO3 | S | S | | S | | | | | | | S | | | |
| CO4 | S | S | | S | | | | | | | | | | |
| CO5 | S | S | | S | | | | | | | | | | |

Course Assessment Methods

| |
|---|
| DIRECT |
| Continuous Assessment Test I, II Assignment (Theory Component) End Semester Examination |
| INDIRECT |
| Course-end survey |


Approved by BoS Chairman

LINEAR MODEL**9 Hours**

The phases of OR study, formation of an L.P model, graphical solution, simplex algorithm, artificial variables technique (Big M method, two phase method), duality in simplex.

TRANSPORTATION AND ASSIGNMENT PROBLEM**9 Hours**

Transportation model, Initial solution by North West corner method, least Cost method, VAM. Optimality test, MODI method and stepping stone method. Assignment model, formulation, balanced and unbalanced assignment problems

PROJECT MANAGEMENT BY PERT & CPM**9 Hours**

Basic terminologies, Constructing a project network, Scheduling computations – PERT – CPM, Resource smoothening, Resource leveling, PERT Cost

REPLACEMENT AND SEQUENCING MODELS**9 Hours**

Replacement policies, Replacement of items that deteriorate with time (value of money not changing with time), Replacement of items that deteriorate with time (Value of money changing with time) – Replacement of items that fail suddenly (individual and group replacement policies).

Sequencing models- n job on 2 machines – n jobs on 3 machines – n jobs on m machines, Traveling salesman problem

INVENTORY AND QUEUING THEORY**9 Hours**


Variables in inventory problems, EOQ, deterministic inventory models, order quantity with price break, techniques in inventory management.

Queuing system and its structure, Kendall's notation , Common queuing models - M/M/1: FCFS/ ∞/∞ - M/M/1: FCFS/n/ ∞ - M/M/C: FCFS/ ∞/∞ - M/M/1: FCFS/n/m

| | | | | |
|-------------------|--------------------|---------------------|-------------------|------------------------|
| Theory: 45 | Tutorial: 0 | Practical: 0 | Project: 0 | Total: 45 Hours |
|-------------------|--------------------|---------------------|-------------------|------------------------|

REFERENCES:

1. Taha H.A., "Operation Research", Pearson Education.
2. Hira and Gupta "Introduction to Operations Research", S.Chand and Co.2002.
3. Hira and Gupta "Problems in Operations Research", S.Chand and Co.2008.
4. Wagner, "Operations Research", Prentice Hall of India, 2000.
5. S.Bhaskar, "Operations Research", Anuradha Agencies, Second Edition, 2004.



Approved by BoS Chairman

U18ECE0064

PROFESSIONAL ETHICS

| | | | | |
|----------|----------|----------|----------|----------|
| L | T | P | J | C |
| 3 | 0 | 0 | 0 | 3 |

Course Outcomes (COs):

After successful completion of this course, the students should be able to

- CO1:** Analyze the various concepts and theories of engineering ethics
CO2: Apply concepts of ethics and analyze its impact on society
CO3: Apply and analyze the concept of safety and risk in the light of engineering ethics
CO4: Analyze and evaluate the rights & responsibilities of engineers
CO5: Analyze the ethical issues engineers are to consider while operating globally
CO6: Applying and analyzing the responsibilities of engineers in management and leadership roles

Pre-requisites:-

| CO/PO Mapping: (S/M/W indicates strength of correlation) S-Strong, M-Medium, W-Weak | | | | | | | | | | | | | | |
|---|---------------------------|-----|-----|-----|-----|-----|-----|-----|-----|------|------|------|------|------|
| COs | PROGRAMME OUTCOMES | | | | | | | | | | | | | |
| | PO1 | PO2 | PO3 | PO4 | PO5 | PO6 | PO7 | PO8 | PO9 | PO10 | PO11 | PO12 | PSO1 | PSO2 |
| CO1 | | | | | | M | | S | | | | | | |
| CO2 | | | | | | M | | S | | | | M | | |
| CO3 | | | | | | M | | S | | | | | | |
| CO4 | | | | | | M | | S | | | | | | |
| CO5 | | | | | | M | | S | | | | | | |
| | | | | | | M | | S | | | | | | |

Course Assessment Methods


| |
|---|
| DIRECT |
| Continuous Assessment Test I, II Assignment (Theory Component) End Semester Examination |
| INDIRECT |
| Course-end survey |

ENGINEERING ETHICS AND THEORIES**9 Hours**

Definition, Moral issues, Types of inquiry, Morality and issues of morality, Kohlberg and Gilligan's theories, consensus and controversy, Professional and professionalism, moral reasoning and ethical theories, virtues, professional responsibility, integrity, self respect, duty ethics, ethical rights, self interest, egos, moral obligations.

SOCIAL ETHICS AND ENGINEERING AS SOCIAL EXPERIMENTATION**9 Hours**

Engineering as social experimentation, codes of ethics, Legal aspects of social ethics, the challenger case study, Engineers duty to society and environment.



Approved by BoS Chairman

SAFETY**9 Hours**

Safety and risk – assessment of safety and risk – risk benefit analysis and reducing risk – the Three Mile Island and Chernobyl case studies. Bhopal gas tragedy.

RESPONSIBILITIES AND RIGHTS OF ENGINEERS**9 Hours**

Collegiality and loyalty – respect for authority – collective bargaining – confidentiality – conflicts of interest – occupational crime – professional rights – employee rights – Intellectual Property Rights (IPR) – discrimination.

GLOBAL ISSUES AND ENGINEERS AS MANAGERS, CONSULTANTS AND LEADERS**9 Hours**

Multinational Corporations – Environmental ethics – computer ethics – weapons development – engineers as managers – consulting engineers – engineers as expert witnesses and advisors – moral leadership – Engineers as trend setters for global values.

Theory: 45 Tutorial: 0 Practical: 0 Project: 0 Total: 45 Hours

REFERENCES:

1. Mike Martin and Roland Schinzinger, “Ethics in Engineering”. (2005) McGraw-Hill, New York.
2. John R. Boatright, “Ethics and the Conduct of Business”, (2003) Pearson Education, New Delhi.
3. Bhaskar S. “Professional Ethics and Human Values”, (2005) Anuradha Agencies, Chennai.
4. Charles D. Fleddermann, “Engineering Ethics”, 2004 (Indian Reprint) Pearson Education /Prentice Hall, New Jersey.
5. Charles E. Harris, Michael S. Protchard and Michael J Rabins, “Engineering Ethics – Concepts and cases”, 2000 (Indian Reprint now available) Wadsworth Thompson Learning, United States.



Approved by BoS Chairman

U18ECE0065

**ENGINEERING ECONOMICS AND
FINANCIAL MANAGEMENT**

| | | | | |
|----------|----------|----------|----------|----------|
| L | T | P | J | C |
| 3 | 0 | 0 | 0 | 3 |

Course Outcomes (COs):

After successful completion of this course, the students should be able to


- CO1:** Evaluate the economic theories, Cost concepts and pricing policies
CO2: Analyze the market structures and integration concepts
CO3: Apply the concepts of national income and understand the functions of banks and concepts of globalization
CO4: Apply the concepts of financial management for project appraisal and working capital management
CO5: Understand accounting systems
CO6: Analyze financial statements using ratio analysis

Pre-requisites:-

| CO/PO Mapping: (S/M/W indicates strength of correlation) S-Strong, M-Medium, W-Weak | | | | | | | | | | | | | | |
|---|---------------------------|-----|-----|-----|-----|-----|-----|-----|-----|------|------|------|------|------|
| COs | PROGRAMME OUTCOMES | | | | | | | | | | | | | |
| | PO1 | PO2 | PO3 | PO4 | PO5 | PO6 | PO7 | PO8 | PO9 | PO10 | PO11 | PO12 | PSO1 | PSO2 |
| CO1 | | M | | | | M | | | | | M | | | |
| CO2 | | | | M | | M | | | | | M | | | |
| CO3 | | | | | | M | | | | | M | | | |
| CO4 | | | | M | | | | | | | S | | | |
| CO5 | | | | | | | | | | | S | | | |
| | | M | | M | | | | | | | S | | | |

Course Assessment Methods

| |
|---|
| DIRECT |
| Continuous Assessment Test I, II Assignment (Theory Component) End Semester Examination |
| INDIRECT |
| Course-end survey |


Approved by BoS Chairman

ECONOMICS, COST AND PRICING CONCEPTS**9 Hours**

Economic theories – Demand analysis – Determinants of demand – Demand forecasting – Supply – Actual Cost and opportunity Cost – Incremental Cost and sunk Cost – Fixed and variable Cost – Marginal Costing– Total Cost – Elements of Cost – Cost curves – Breakeven point and breakeven chart – Limitations of break- even chart – Interpretation of break-even chart– Contribution – P/V-ratio, profit-volume ratio or relationship– Price fixation – Pricing policies – Pricing methods.

CONCEPTS ON FIRMS AND MANUFACTURING PRACTICES**9 Hours**

Firm – Industry – Market – Market structure – Diversification – Vertical integration – Merger – Horizontal integration.

NATIONAL INCOME, MONEY AND BANKING, ECONOMIC ENVIRONMENT**9 Hours**

National income concepts – GNP – NNP – Methods of measuring national income – Inflation – Deflation – Kinds of money – Value of money – Functions of bank – Types of bank – Economic liberalization – Privatization – Globalization.

CONCEPTS OF FINANCIAL MANAGEMENT**9 Hours**

Financial management – Scope – Objectives – Time value of money – Methods of appraising project profitability – Sources of finance – Working capital and management of working capital.


ACCOUNTING SYSTEM, STATEMENT AND FINANCIAL ANALYSIS**9 Hours**

Accounting system – Systems of book-keeping – Journal – Ledger – Trail balance – Financial statements – Ratio analysis – Types of ratios – Significance – Limitations.

| | | | | |
|-------------------|--------------------|---------------------|-------------------|------------------------|
| Theory: 45 | Tutorial: 0 | Practical: 0 | Project: 0 | Total: 45 Hours |
|-------------------|--------------------|---------------------|-------------------|------------------------|

REFERENCES:

1. Prasanna Chandra, — “Financial Management (Theory & Practice)” , TMH
2. Weston & Brigham, — “Essentials of Managerial Finance”
3. Pandey, I. M., “Financial Management”, Eleventh edition, Vikas Publishing house.
4. Fundamentals of Financial Management- James C. Van Horne.
5. Bhaskar S. “Engineering Economics and Financial Accounting”, (2003) Anuradha Agencies, Chennai
6. “Financial Management & Policy” -James C. Van Horne
7. “Management Accounting & Financial Management”- M. Y. Khan & P. K. Jain
8. “Management Accounting Principles & Practice” -P. Saravanavel
9. Ramachandra Aryasri.A., and Ramana Murthy V.V.,“Engineering Economics &Financial Accounting”-Tata McGraw Hill, New Delhi, 2006.
10. Varshney R.L., and Maheswari K.L.,“Managerial Economics” – Sultan Chand & Sons, New Delhi, 2001
11. Samvelson and Nordhaus,“Economics”-Tata McGraw Hill, New Delhi, 2002



Approved by BoS Chairman

ONE CREDIT COURSE



Approved by BoS Chairman

U18ECC0001

**ADVANCE SYSTEM DESIGN USING
16BIT ULTRA LOW POWER
MICROCONTROLLERS**

| L | T | P | J | C |
|---|---|---|---|---|
| 1 | 0 | 0 | 0 | 1 |

Course Outcomes (COs):

After successful completion of this course, the students should be able to

- CO1:** Explain functions of various architectural components of microcontroller from Texas Instruments MSP430 16 bit energy efficient microcontrollers (K2).
- CO2:** Interface the display & Memory card (K3).
- CO3:** Interface various sensors and actuators to microcontrollers and work with various applications (K6).

Pre-requisites:

1. U18ECI5202- Computer Architecture and Microprocessors
2. U18ECI6202-Microcontrollers

CO/PO Mapping:

(S/M/W indicates strength of correlation) S-Strong, M-Medium, W-Weak

| COs | PROGRAMME OUTCOMES | | | | | | | | | | | | | |
|-----|--------------------|-----|-----|-----|-----|-----|-----|-----|-----|------|------|------|------|------|
| | PO1 | PO2 | PO3 | PO4 | PO5 | PO6 | PO7 | PO8 | PO9 | PO10 | PO11 | PO12 | PSO1 | PSO2 |
| CO1 | S | | | | | | | | | | | | M | |
| CO2 | | | S | M | S | | | | | | | S | M | |
| CO3 | | | S | M | S | | S | | | | | S | S | |

Course Assessment methods:

| Direct | Indirect |
|------------------------------------|-------------------|
| 1. Internal Tests 2. Assignment | Course end survey |

OVERVIEW**3 Hours**

Review of 16Bit Ultra Low Power Microcontrollers, Introduction to Advanced architecture of 16Bit Ultra Low Power Microcontrollers, clock module configuration, various frequency settings, Introduction to IDE, compiler and linker file configuration, interfacing the IDE and HW development board.

DISPLAY INTERFACE**3 Hours**

Types of LCD Display, Advantages of LCD Display, and Introduction to Dot matrix display, Character Formation, Pixel density, Implementation for 102x64 dot-matrixes LCD Interface.

SENSOR**3 Hours**

Introduction to sensors, Types of Sensors, Need for Integration of sensors, Analog Front end Introduction, Introduction to Temperature Sensor, Implementation of Temperature Sensors, Introduction to Capacitive Touch Sense, Advantages of using capacitive touch sensors. Interfacing with 16Bit Ultra Low Power Microcontrollers.


Approved by BoS Chairman

MEMORY**3 Hours**

Introduction to memory, various types of memory, Introduction to SD Card, Advantages of using SD card, Types of SD Cards, Interfacing SD Card with 16bit ultra low power controller

SERIAL INTERFACE**3 Hours**

Types of Serial Interface, Advantages of using serial interface, Comparisons between various serial communication standards, Introduction to USB, Types of USB Interfacing Standards, Modes of Interfacing.

| | | | | |
|-------------------|--------------------|---------------------|-------------------|------------------------|
| Theory: 15 | Tutorial: 0 | Practical: 0 | Project: 0 | Total: 15 Hours |
|-------------------|--------------------|---------------------|-------------------|------------------------|

REFERENCES:

1. John H. Davies, MSP430 Microcontroller Basics, 2013.
2. Chris Nagy, Embedded Systems Design Using the TI MSP430 Series, 2013.
3. MSP430 Teach ROM CD.
4. Datasheet, Technical Documents and Application Notes: <http://www.ti.com/product/msp430F5529>.



Approved by BoS Chairman

U18ECC0002

**ADVANCED MOTOR CONTROL
APPLICATION USING 32 BIT REAL TIME
CONTROLLERS**

| | | | | |
|----------|----------|----------|----------|----------|
| L | T | P | J | C |
| 1 | 0 | 0 | 0 | 1 |

Course Outcomes (COs):

After successful completion of this course, the students should be able to

- CO1:** Demonstrate the function of various architectural components of TI C2000 Real time controller (K3).
- CO2:** Interface various sensors and actuators to Real time microcontrollers and work with various Digital signal controllers applications (K6).
- CO3:** Design the efficient motor driver circuits and algorithm in digital signal processing domain (K6).

Pre-requisites:

1. U18ECI5202- Computer Architecture and Microprocessors
2. U18ECI6202-Microcontrollers

Course Assessment methods:

| Direct | Indirect |
|------------------------------------|-------------------|
| 1. Internal Tests 2. Assignment | Course end survey |

CO/PO Mapping:

(S/M/W indicates strength of correlation) S-Strong, M-Medium, W-Weak

| COs | PROGRAMME OUTCOMES | | | | | | | | | | | | | |
|-----|--------------------|-----|-----|-----|-----|-----|-----|-----|-----|------|------|------|------|------|
| | PO1 | PO2 | PO3 | PO4 | PO5 | PO6 | PO7 | PO8 | PO9 | PO10 | PO11 | PO12 | PSO1 | PSO2 |
| CO1 | | S | | | | | | | | | | | M | |
| CO2 | | | S | M | | | | | | | | M | S | |
| CO3 | | | S | M | | S | M | | | | | S | S | |

OVERVIEW**3 Hours**

Overview of INSTASPIN, Advantages of using INSTASPIN, Architecture of INSTASPIN, Introduction to MotorWare, Types of MotorWare, Advantages of using MotorWare, Implementation of INSTASPIN in Microcontrollers, overview of INSTASPIN based microcontrollers

BLDC MOTOR**4 Hours**

Introduction to Motors, Various Types of Motors, Introduction to BLDC Motors, Commutation of BLDC motors, Sensor less BLDC Motors, Control of BLDC motors.


Approved by BoS Chairman

MOTOR CONTROL DRIVER**3 Hours**

Introduction to motor drivers, Types of Motor Drivers, Advantages of using Motor Drivers, Implementation of Motor Drives, Design consideration for motor drivers usage of Digital Signal Controllers in motor control.

REAL TIME IMPLEMENTATION**5 Hours**

Design Consideration for implementing Motor Control Application, Hardware Flow, Software Flow, and Implementation of INSTASPIN in software, Coding Standards, Real time control of BLDC Motors

| | | | | |
|-------------------|--------------------|---------------------|-------------------|------------------------|
| Theory: 15 | Tutorial: 0 | Practical: 0 | Project: 0 | Total: 15 Hours |
|-------------------|--------------------|---------------------|-------------------|------------------------|

REFERENCES:

1. Hamid Toliyat and Steven Campbell, DSP BASED ELECTROMECHANICAL MOTION CONTROL, CRC Press.
2. Sen M. Kuo and Woon-Seng Gan, DIGITAL SIGNAL PROCESSORS - ARCHITECTURES, IMPLEMENTATIONS, AND APPLICATIONS, Prentice Hall.
3. Chang-liang Xia, Permanent Magnet Brushless DC Motor Drives and Controls, WILEY Publications.
4. C2000 Teaching ROM CD.
5. Datasheet, Technical Documents and Application Notes: <http://www.ti.com/product/tms320f28335>.
6. User Guide and Software Codes: <http://www.ti.com/tool/tmdsprex28335>.
7. Code Composer Studio v6: http://processors.wiki.ti.com/index.php/Category:Code_Composer_Studio_v6.



Approved by BoS Chairman

U18ECC0003

**ENERGY EFFICIENT
MICROCONTROLLERS AND ITS
APPLICATIONS**

| | | | | |
|----------|----------|----------|----------|----------|
| L | T | P | J | C |
| 1 | 0 | 0 | 0 | 1 |

Course Outcomes (COs):

After successful completion of this course, the students should be able to

- CO1:** Explain the function of various architectural components of microcontroller from Texas Instruments MSP 430 16 bit energy efficient microcontrollers (K3).
- CO2:** Interface various Digital modules and Timers for a given application (K6).
- CO3:** Interface various sensors and actuators to microcontrollers and work with various applications (K6).

Pre-requisites:

1. U18ECI5202- Computer Architecture and Microprocessors
2. U18ECI6202-Microcontrollers

| CO/PO Mapping: (S/M/W indicates strength of correlation) S-Strong, M-Medium, W-Weak | | | | | | | | | | | | | | |
|---|---------------------------|-----|-----|-----|-----|-----|-----|-----|-----|------|------|------|------|------|
| COs | PROGRAMME OUTCOMES | | | | | | | | | | | | | |
| | PO1 | PO2 | PO3 | PO4 | PO5 | PO6 | PO7 | PO8 | PO9 | PO10 | PO11 | PO12 | PSO1 | PSO2 |
| CO1 | S | M | | | | | | | | | | | S | |
| CO2 | | | S | M | | | | | | | | | S | |
| CO3 | | | S | M | | | S | | | | | S | S | |

Course Assessment methods:


| Direct | Indirect |
|------------------------------------|-------------------|
| 1. Internal Tests 2. Assignment | Course end survey |

OVERVIEW**3 Hours**

Introduction to CPU Architecture, Basic Block Diagram, Clock Module Overview, clock module configuration, various frequency settings, Introduction to IDE, compiler and linker file configuration, Interfacing the IDE and HW development board.

DIGITAL PERIPHERALS**3 Hours**

Introduction to digital peripherals, Introduction to Input / Output Ports, Modes of operation, Configuration of Digital ports as Input and Output, Introduction to Low Power Modes. Advantages of using Low Power modes, Various Low power mode of operations and settings.


Approved by BoS Chairman

TIMERS**5 Hours**

Introduction to Timers, Various types of timers in Microcontrollers, Advantages of using timers in Embedded systems, Introduction to Watchdog timer, configuration of watch dog timer and implementation, General Purpose Timer Module introduction, Application and settings and implementation of timers.

ANALOG MODULES**4 Hours**

Introduction to ADC, Need for ADC, Various ADC Modes Of operations, Timing for data conversion, ADC Conversion calculation, Configuration of ADC, DMA Transfer for results.

| | | | | |
|-------------------|--------------------|---------------------|-------------------|------------------------|
| Theory: 15 | Tutorial: 0 | Practical: 0 | Project: 0 | Total: 15 Hours |
|-------------------|--------------------|---------------------|-------------------|------------------------|

REFERENCES:

1. John H. Davies, MSP430 Microcontroller Basics, 2013.
2. Chris Nagy, Embedded Systems Design Using the TI MSP430 Series, 2013
MSP430 Teach ROM CD.
3. Datasheet, Technical Documents and Application Notes: <http://www.ti.com/product/msp430g2553>.



Approved by BoS Chairman

U18ECC0004

**INTERNET OF THINGS (IoT) USING
CC3200**

| | | | | |
|----------|----------|----------|----------|----------|
| L | T | P | J | C |
| 1 | 0 | 0 | 0 | 1 |

Course Outcomes (COs):

After successful completion of this course, the students should be able to

- CO1:** Explain the architectural blocks in 32 bit microcontrollers and deploy them as suitable solution (K3).
- CO2:** Demonstrate available embedded networking mechanisms and work with IoT (Internet of Things) (K5).
- CO3:** Explain cloud computing and handling the data to stream to the cloud (K4).

Pre-requisites: 1. U18ECI5202- Computer Architecture and Microprocessors
2.U18ECI6202-Microcontrollers

| CO/PO Mapping: (S/M/W indicates strength of correlation) S-Strong, M-Medium, W-Weak | | | | | | | | | | | | | | |
|---|---------------------------|-----|-----|-----|-----|-----|-----|-----|-----|------|------|------|------|------|
| COs | PROGRAMME OUTCOMES | | | | | | | | | | | | | |
| | PO1 | PO2 | PO3 | PO4 | PO5 | PO6 | PO7 | PO8 | PO9 | PO10 | PO11 | PO12 | PSO1 | PSO2 |
| CO1 | | S | M | | | | | | | | | | S | S |
| CO2 | | S | M | | | M | | | | | | S | S | S |
| CO3 | | S | M | | | M | | | | | | S | S | S |

Course Assessment methods:

| Direct | Indirect |
|------------------------------------|-------------------|
| 1. Internal Tests 2. Assignment | Course end survey |

OVERVIEW**3 Hours**

Introduction to Internet of Things (IoT). Review of CC3200 core and its architecture, Introduction to advanced ARM Cortex M4 architecture, Peripherals overview, User API, Power challenges with IoT, CC3200 Simple link applications, Starting with Code Composer Studio V6.

SIMPLELINK WI-FI CPU**2 Hours**

Introduction to CC3200 Simple link Wi-Fi MCU, hardware Functional Block Diagram, Embedded Software Overview, TI-RTOS support for CC3200 Simple link, TI-RTOS configuration for CC3200 Simple link, Simple link Wi-Fi certification, Power Modes.


Approved by BoS Chairman

WLAN CONNECTION**2 Hours**

Introduction to WLAN, WLAN parameters, AP/STATION modes and its Security types, Socket connection, Typical commends and event flow, WLAN AP and WLAN STATION configuration settings.

SOFTWARES**2 Hours**

Introduction to Pin-Mux Tool, Configuration with Pin-Mux Tools, Introduction to Uniflash, Debugging with Uniflash Tools, HTML page Download.

HANDS-ON WITH CC3200**6 Hours**

Brief introduction to CC3200 Peripherals, OUT OF BOX demo, Home and Industrial automation and control, Creating project0, programming with ADC, Programming with GPIO, enabling interrupt, Introduction to serial interface, Overview of sensor interface with CC3200, TI RTOS configuration in CCS workspace, Client severer model basics, Simple Email application, Emailing an sensor (ADC) value.

| | | | | |
|-------------------|--------------------|---------------------|-------------------|------------------------|
| Theory: 15 | Tutorial: 0 | Practical: 0 | Project: 0 | Total: 15 Hours |
|-------------------|--------------------|---------------------|-------------------|------------------------|

REFERENCES:

1. Jonathan W Valvano, Introduction to ARM(r) Cortex -M Microcontrollers,2012.
2. Andrew Sloss, Dominic Symes, Chris Wright, ARM System Developer's Guide,2004.
3. Datasheet, Technical Documents and Application Notes_
<http://www.ti.com/product/CC3200>



Approved by BoS Chairman

U18ECC0005

**AUTOMOTIVE COMMUNICATION
SYSTEMS**

| | | | | |
|----------|----------|----------|----------|----------|
| L | T | P | J | C |
| 1 | 0 | 0 | 0 | 1 |

Course Outcomes (COs):

After successful completion of this course, the students should be able to

- CO1:** Explain OSEK communication structures (K2).
CO2: Demonstrate CAN BUS protocols(K3).
CO3: Explain about on-vehicle and off-vehicle communications (K2).

Pre-requisites:

1. U18ECI5203- Communication Networks

| CO/PO Mapping: (S/M/W indicates strength of correlation) S-Strong, M-Medium, W-Weak | | | | | | | | | | | | | | |
|---|---------------------------|-----|-----|-----|-----|-----|-----|-----|-----|------|------|------|------|------|
| COs | PROGRAMME OUTCOMES | | | | | | | | | | | | | |
| | PO1 | PO2 | PO3 | PO4 | PO5 | PO6 | PO7 | PO8 | PO9 | PO10 | PO11 | PO12 | PSO1 | PSO2 |
| CO1 | S | | M | | | | | | S | | | | | M |
| CO2 | S | | M | | | | | | S | | | | | M |
| CO3 | S | | M | | | | | | S | | | | | M |

Course Assessment methods:


| Direct | Indirect |
|------------------------------------|-------------------|
| 1. Internal Tests 2. Assignment | Course end survey |

BASICS AUTOMOTIVE ELECTRONICS**6 Hours**

Automotive Embedded System, Sensors, Actuators, Power train Management System (Gasoline, Diesel, Hybrid), Active Safety System -- Electronic Stability Program (Antilock Braking System, Antislip Regulation), Passive Safety Systems - Air Bags, Seatbelt Tensioners, Steering System, Night vision, Park Assistance, Cruise Control, Speed Limiter & System Testing. Vehicle Network Architecture

OSEK – COMMUNICATION STRUCTURE**3 Hours**

Introduction – Message Transmission, Message Reception, Deadline Monitoring, Notification, Communication System Management, Functional Model of the interaction Layer, Network Management (Direct and Indirect). Impacts upon OS, COM and the data link layer


Approved by BoS Chairman

CAN BASICS**3 Hours**

CAN BUS: Overview, CAN Bus Overview, The Development of CAN, CAN BUS and the OSI Model , CANBUS Physical Layer , Message Oriented Transmission Protocol ,Message Format , Bus Arbitration , Basic Bit Encoding& CAN Frames.

ON VEHICLE AND OFF VEHICLE**3 Hours**

Introduction to On Vehicle Communication and Off Vehicle Communications, Need for Services, Introduction to Universal Diagnostic Services, In depth understanding of Diagnostic Services.

| | | | | |
|-------------------|--------------------|---------------------|-------------------|------------------------|
| Theory: 15 | Tutorial: 0 | Practical: 0 | Project: 0 | Total: 15 Hours |
|-------------------|--------------------|---------------------|-------------------|------------------------|

REFERENCES:

1. Wolfhard Lawrenz, “CAN System Engineering-From Theory to Practical Applications”, Second Edition, Springer-Verlag London 2013.



Approved by BoS Chairman

U18ECC0006

**URBAN MINING AND
ELECTRONIC RESOURCE FROM
E-WASTE**

| L | T | P | J | C |
|---|---|---|---|---|
| 1 | 0 | 0 | 0 | 1 |

Course Outcomes (COs):

After successful completion of this course, the students should be able to

- CO1:** Understand the effect of E-waste on people's health and environment (K2).
CO2: Explore the value in e-waste and the ways to extract them to support local economy(K3).
CO3: Develop sustainable e-waste recovery and recycling business models (K2).

Pre-requisites:

| CO/PO Mapping: (S/M/W indicates strength of correlation) S-Strong, M-Medium, W-Weak | | | | | | | | | | | | | | |
|---|---------------------------|-----|-----|-----|-----|-----|-----|-----|-----|------|------|------|------|------|
| COs | PROGRAMME OUTCOMES | | | | | | | | | | | | | |
| | PO1 | PO2 | PO3 | PO4 | PO5 | PO6 | PO7 | PO8 | PO9 | PO10 | PO11 | PO12 | PSO1 | PSO2 |
| CO1 | | | | | | S | S | S | | | | | | |
| CO2 | | | | | | S | S | S | | | | | | |
| CO3 | | | | | | S | S | S | | | | | | |

Course Assessment methods:

| Direct | Indirect |
|------------------------------------|-------------------|
| 1. Internal Tests 2. Assignment | Course end survey |

OVERVIEW

Introduction on E-waste management – Circular Economy-Ideology-Recycling of E-waste

2 Hours**E-WASTE/WEEE - EXPOSURE PATHWAY OF POLLUTANTS**

Types of E-waste - Composition of E-waste –Challenges- Pathway of pollutants from E-waste- Informal and formal processing of E-waste

3 Hours


Approved by BoS Chairman

LEGISLATION AND POLICY ON E-WASTE MANAGEMENT**3 Hours**

E-waste management rules 2011, 2016 – Amendments of E-waste rules 2017 and 2018 – Implementation of rules- Case studies - Stakeholders– Basel convention, Rotterdam, and Stockholm Conventions

VULNERABILITY OF E-WASTE**3 Hours**

Life cycle analysis- IT asset management - Importance of data processing - Recycling techniques and disposal methods.

GREEN BUSINESS**4 Hours**

Current trends on global and Indian market – Key aspects on flow of e-waste - Opportunities on E-waste- Unique initiatives around the world– Circular economy

| | | | | |
|-------------------|--------------------|---------------------|-------------------|------------------------|
| Theory: 15 | Tutorial: 0 | Practical: 0 | Project: 0 | Total: 15 Hours |
|-------------------|--------------------|---------------------|-------------------|------------------------|

REFERENCES:

1. Joon, V.; Shahrawat, R.; Kapahi, M., The Emerging Environmental and Public Health Problem of Electronic Waste in India. Journal of Health and Pollution 2017, 7 (15), 1-7.
2. Ghosh, B.; Ghosh, M.; Parhi, P.; Mukherjee, P.; Mishra, B., Waste printed circuit boards recycling: an extensive assessment of current status. Journal of Cleaner Production 2015, 94, 5-19.
3. Mary, J. S.; Meenambal, T., Inventorisation of E-Waste and Developing a Policy–Bulk Consumer Perspective. Procedia Environmental Sciences 2016, 35, 643-655.
4. Amit Jain et al., 2006, e-waste assessment methodology and validation in India
5. Anwasha Borthakur et al., 2013, Generation of electronic waste in India: Current scenario, dilemmas and Stakeholders,
6. Dharna Tiwari et al.,2014, International Journal of Environmental Research and Development, India
7. DIT, 2003, Environmental management for Information Technology industry in India, Dept. of Information Technology, Govt. of India
8. E-waste management rules 2016, E- Waste (Management) Amendment Rules 2017 and 2018 E-waste (management and handling) rules 2011.



Approved by BoS Chairman

U18ECC0506

**HANDS-ON COURSE IN DIGITAL SYSTEM
DESIGN USING HDL**

| | | | | |
|----------|----------|----------|----------|----------|
| L | T | P | J | C |
| 0 | 0 | 2 | 0 | 1 |

Course Outcomes (COs):

After successful completion of this course, the students should be able to

- CO1:** Demonstrate the steps involved in the VLSI design flow (K3).
CO2: Design advanced digital systems (K6).
CO3: Implement HDL in FPGA kits (K6).

Pre-requisites:

1. U18CSI1202 - Problem Solving and Programming using C
2. U18ECI4202 - Analog Electronics and Integrated Circuits
3. U18ECI 3203 - Digital System Design

CO/PO Mapping:

(S/M/W indicates strength of correlation) S-Strong, M-Medium, W-Weak


| COs | PROGRAMME OUTCOMES | | | | | | | | | | | | | |
|-----|--------------------|-----|-----|-----|-----|-----|-----|-----|-----|------|------|------|------|------|
| | PO1 | PO2 | PO3 | PO4 | PO5 | PO6 | PO7 | PO8 | PO9 | PO10 | PO11 | PO12 | PSO1 | PSO2 |
| CO1 | | | S | M | S | | | | | | | | S | |
| CO2 | | | S | M | S | S | S | | | | | S | S | |
| CO3 | | | S | M | S | M | | | | | | S | S | |
| CO4 | | | S | M | S | | | | | | | | S | |
| CO5 | | | S | M | S | S | S | | | | | S | S | |

Course Assessment methods:

| Direct | Indirect |
|------------------------------------|-------------------|
| 1. Internal Tests 2. Assignment | Course end survey |

LAB EXPERIMENTS**DESIGN AND IMPLEMENTATION OF****1. LED & LCD.**

- FPGA pin configuration using Plan ahead
- Industrial standard HDL Coding development
- Gate Level Simulation
- Implementation in FPGA kit
- Output analyzed with testing and verification


Approved by BoS Chairman

2. 7 Segment Display.

FPGA pin configuration using Plan ahead
 Industrial standard HDL Coding development
 Gate Level Simulation
 Implementation in FPGA kit
 Output analyzed with testing and verification

3. Analog to Digital Converter.

FPGA pin configuration using Plan ahead
 Industrial standard HDL Coding development
 Gate Level Simulation
 Implementation in FPGA kit
 Output analyzed with testing and verification

4. Communication protocol Intellectual Properties (SPI, I2C, UART).

FPGA pin configuration using Plan ahead
 Industrial standard HDL Coding development
 Gate Level Simulation
 Implementation in FPGA kit
 Output analyzed with testing and verification

5. Communication Devices (Bluetooth, IR, RFID, Zig Bee, GSM, GPS).

FPGA pin configuration using Plan ahead
 Industrial standard HDL Coding development
 Gate Level Simulation
 Implementation in FPGA kit
 Output analyzed with testing and verification


6. Timer & PWM.

FPGA pin configuration using Plan ahead
 Industrial standard HDL Coding development
 Gate Level Simulation
 Implementation in FPGA kit
 Output analyzed with testing and verification

| | | | | |
|------------------|--------------------|----------------------|-------------------|------------------------|
| Theory: 0 | Tutorial: 0 | Practical: 60 | Project: 0 | Total: 60 Hours |
|------------------|--------------------|----------------------|-------------------|------------------------|

REFERENCES:

1. Douglas A. Pucknell, K. Eshragian, "Basic VLSI Design", Third edition, PHI, 2009
2. Neil.H.E. Weste, Kamaran Eshraghian, "Principles of CMOS VLSI Design", Second Edition, Addison Wesley Publications, 2002
3. Samir Palnitkar, "Verilog HDL–Guide to Digital design and synthesis", Second Edition Pearson Education, 2009
4. Wayne Wolf, "Modern VLSI Design", Pearson Education, 2003



Approved by BoS Chairman