

TUFTS DESTINATIONS

Career Outcomes for the Class of 2025

97%

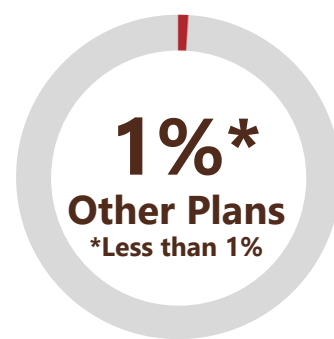
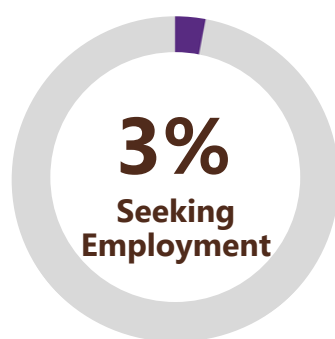
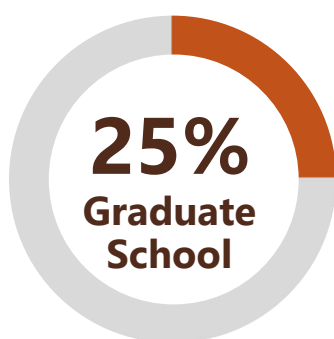
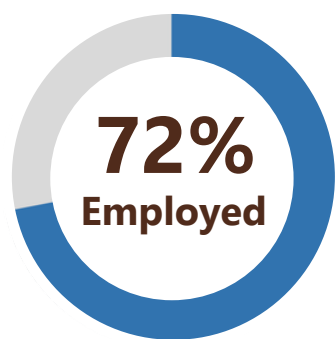
WERE EMPLOYED, ENROLLED IN GRAD SCHOOL, OR PARTICIPATING IN SERVICE OR A FELLOWSHIP WITHIN 6 MONTHS OF GRADUATION

*Based on an 89% knowledge rate

EMPLOYMENT BY INDUSTRY

- 26%** Finance, Consulting, Real Estate
- 26%** Engineering, Technology
- 18%** Health, Environmental, Life Sciences, Research
- 11%** Education, Advocacy Social Services
- 11%** Communications, Media, Marketing, Creative, Sports
- 7%** Government, Law, Public Policy, Think Tank
- 1%** Design, Start Ups, Self-Employed

POST-GRADUATION PLANS



TOP GRAD SCHOOLS

82% ATTEND THEIR 1ST CHOICE SCHOOL



ACTIVE CITIZENSHIP

SAMPLE JOB TITLES FOR GRADS WORKING IN CIVIC ENGAGEMENT

- Policy Researcher
- Language & Culture Assistant
- Civil Rights Paralegal
- Community Organizer
- Global Professional, Geoeconomics
- Public Health Educator
- Program Facilitator, Social Justice
- Auxiliar de Conversación

86%

COMPLETED AT LEAST ONE INTERNSHIP WHILE AT TUFTS

65% COMPLETED TWO OR MORE INTERNSHIPS

TOP EMPLOYERS

REPRESENTING A RANGE OF INDUSTRIES
Sample of employers that hired 2+ graduates



TRENDING TOP HIRING CITIES OUTSIDE OF BOSTON

